



AMAZONE

UG



The UG trailed sprayer

Modern and reliable!



The 2,200 and 3,000 litre UG trailed sprayer is characterised by its robust and operator-friendly design. With its Super-S2 boom or, from choice, the Super-L1 boom in working widths of 15 to 28 m, it is an especially efficient machine.



UG

Successful in all fields!

	Page
Top features & benefits, product family	4
Technology Chassis	6
Technology Steering	8
Technology Design and pumps	10
Technology Application	12
Control AMASPRAY+ ProfiClick	14
Control ISOBUS terminals	16
Control AMATRON 3	18
Control GPS-Switch, GPS-Track and GPS-Maps	20
Control CCI 100 AMAPAD	22
Control Comfort-Pack	24
Booms	25
Plant protection management	32
DUS Boundary nozzle switching	34
Equipment	36
AMAZONE Service	38
Technical data	40

Spray liquid tank with

2,200 or 3,000 litres

Boom widths of

15 to 28 m



DUS

pressure recirculation system
as an option

Super-L1 and
Super-S2

sprayer boom in lightweight design



Top features:

- ⊕ High ground clearance, with rounded frame
- ⊕ Robust construction but lightweight design
- ⊕ Lightweight spray liquid tank with favourable centre of gravity made from glass fibre reinforced plastic
- ⊕ Sprayer boom in superbly light, superbly strong and superbly compact profile construction
- ⊕ Outstanding boom suspension for a smooth boom ride
- ⊕ Efficient, maintenance-friendly, run-dry safe and self-priming piston diaphragm pump
- ⊕ Induction bowl with Power Injector, for quick, safe and accurate operation
- ⊕ Modern and operator-friendly valves



UG 3000 Super
24 m Super-S2 boom



MORE INFORMATION
www.amazone.net/ug

ISOBUS offers many advantages:

- ⊕ All AMAZONE ISOBUS sprayers are certified to UT 2.0 in accordance with the AEF conformity test. This means that these AMAZONE machines can be operated via any terminal which is available on the market that has also been certified according to UT 2.0. In addition, with an ISOBUS compatible SectionControl licence, AMAZONE ISOBUS sprayers can be switched via a third-party ISOBUS terminal.
- ⊕ AMAZONE's AMATRON 3, CCI 100 and AMAPAD terminals and all AMAZONE ISOBUS machines support the AUX AEF functionality. This means, that, for instance, the keys of an existing AUX-N compatible multi-function joystick can be reprogrammed to suit an individual's needs. So, any function is there, exactly where the operator wants it to be.

UG – the 100,000 ha machine!

Greater robustness for a greater output

Tough UG models

- ✔ UG 2200:
2,400 l actual volume with 280 l flushing water tank
- ✔ UG 3000:
3,200 l actual volume with 400 l flushing water tank
- ✔ Super-S2 boom:
15, 16, 18, 20, 21, 24, 27 or 28 metre
- ✔ Super-L1 boom:
21, 24, 27 or 28 metre
- ✔ UG Special with 250 l/min single pump
UG Super with 370 l/min dual pumps



UG 2200 Special
21 m Super-S2 boom



Robust, reliable technology

The wide, profile steel frame, compact tank and the robust boom technology all contribute to the required reliability. All the edges are rounded off and all hoses are neatly routed inside the frame.



Chassis of choice

The width adjustable axle can be specified unbraked or equipped with a dual-circuit compressed air, or hydraulic braking system, as required. The track width can be infinitely adjusted to between 1.50 and 2.25 m. 40 km/h licence on request.

Soil structure and crop saving travel

Selecting of the right tyres is of the utmost importance if the soil is to be protected during work.

AMAZONE mudguards can be adjusted for the various tyres options. The mudguard equipment option includes a large canister holder to the right hand side as standard.




For any linkage, the right drawbar

SelfTrail and UniTrail steering systems react directly to the steering action of the tractor. The following sprayer axle oversteers by a little when coming in into the turn. The tracking qualities are completely independent from forward speed.



SelfTrail drawbar steering

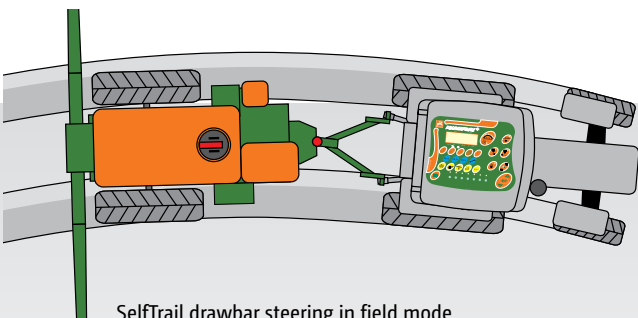


A simple, sturdy drawbar is provided that gives continuous track following operation.

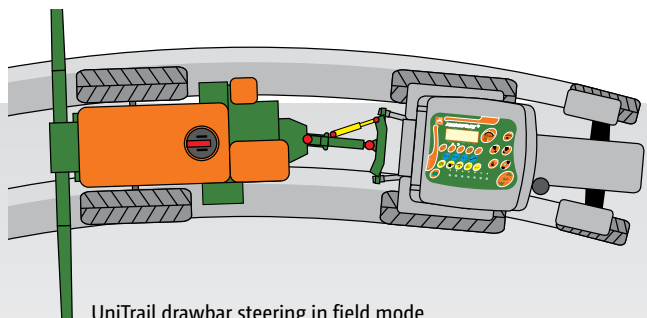
UniTrail drawbar steering



The UniTrail steering system can be quickly converted ready for road transport. In the transport position it is possible to drive safely at speeds of up to 40 km/h without a problem. Optionally, a hydraulic drawbar steering is available for when working across slopes.



SelfTrail drawbar steering in field mode



UniTrail drawbar steering in field mode

Quick on the road – excellent in the field

AutoTrail steering systems are software-controlled and can be calibrated precisely to give near-perfect track following. In work, the steering system can either be manually overridden or switched off via the AmaPilot multi-function joystick



Straight drawbar



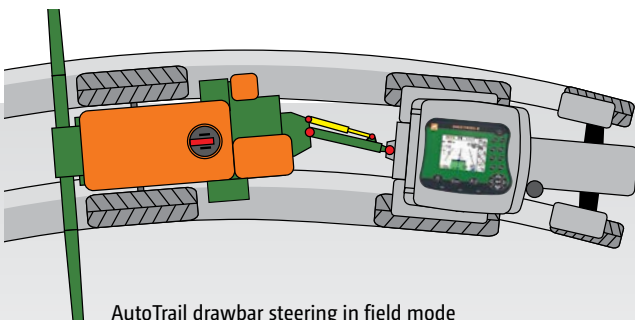
Hitch drawbar

AutoTrail drawbar steering

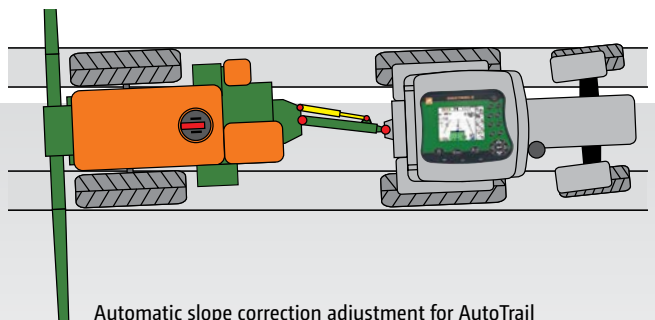


AutoTrail drawbar steering is available for both the straight drawbar and the hitch drawbar. A variety of towing eyes offer a solution to all tractor drawbar options.

As an alternative to the automatic slope correction adjustment with AutoTrail, there is on this drawbar also a manual hydraulic drawbar steering system for slope correction.



AutoTrail drawbar steering in field mode




Automatic slope correction adjustment for AutoTrail

Proven technology for the most arduous of operations



- 1) Robust wide profile steel frame in which all hoses are routed so that they are protected.
- 2) Compact tank with smooth internal and external walls.
- 3) Induction bowl with Power-Injector for the induction of large quantities of chemicals and for canister flushing.
- 4) Large fresh water tank for diluting residual amounts or for cleaning the sprayer, even when the tank is full.
- 5) Separate hand wash tank (20 litres).
- 6) Mechanical direct fill level indicator with float and also electronically in the in-cab terminal as standard.
- 7) Clothing locker for agricultural protective clothing (optional).

 **Clearly laid out operator station**

All control elements are logically and unmistakably arranged directly to the front left-hand side of the sprayer. All the working functions can be quickly intuitively understood thus preventing any operator errors.



The suction filter can be easily accessed via the simple AMAZONE bayonet coupling without the loss of spray liquid.



On AMAZONE sprayers, the flushing stream from the self-cleaning pressure filter is used for agitating (switching via item 1). The pump equipment of the UG Super is suitable for high agitation outputs at low PTO shaft speeds (switching via item 2).

Piston diaphragm pumps

The piston diaphragm pumps are particularly reliable, protected when run dry and are safe for liquid fertiliser. The multiple-cylinder design of the pumps simultaneously ensures even delivery with a high suction power and smooth operation. The pumps are available with delivery capacities of 250 l/min (Special) or 370 l/min (Super). The 370 l/min pump setup is a tandem pump, where the spraying pump works together with a separate agitation pump. The tandem pump is ideal for farms with high application rates.



Hydraulic agitation intensity

The intensity of the hydraulic agitation can, steplessly, be reduced down to nothing in order to avoid any foaming of the crop protection agent or to facilitate spraying out the remaining tank contents.


On AMAZONE sprayers, the flushing stream from the self-cleaning pressure filter is used for agitating (1). The pump equipment of the UG Super is suitable for high agitation outputs at low PTO shaft speeds (2).

Fill capacity 400 l/min

The sprayer can be filled with the help of a suction hose (3") with non-return valve or fill connection with C-coupling. Utilising the additional injector that can be activated, means filling rates of up to 400 l/minute can be achieved.



Filling via the suction hose



Filling using pressure (C or Camlok coupling)

AMAZONE application technology



✔ Play it safe with the AMAZONE induction bowl.



Fresh water tank with Vario control for flushing and diluting

The large fresh water tank always carries sufficient clean water for flushing and for diluting residual quantities. If the Vario control is set to the “flush” position, the suction filter, pump, valve chest, boom spray line and nozzles are cleaned with fresh water.

This is also possible when the spray liquid tank is full. This rules out the possibility of malfunctions caused by dried on spray liquid.

Flushing in with the induction bowl and power injector

The induction bowl is able to quickly and reliably dissolve powdered agents and large quantities of urea through the incorporated rinse ring and, at the same time, to quickly flush them in with the power injector.

A rotary nozzle ensures that the spraying agent canisters are easily and conveniently cleaned to make full use of the contents. The closed induction bowl can be flushed for self-cleaning. The fill level indicator is always in view.

Internal and external cleaning

Two powerful rotating nozzles clean the internal walls of the tank.

As an option, the boom can be cleaned in the field with the external wash down kit, where, the spray lance with 10 bar working pressure ensures a good cleaning result.




AMASPRAY⁺ on-board computer

AMASPRAY⁺ – simple and versatile

AMASPRAY⁺ enables the simple yet fully automatic regulation of the UG. Switches, integrated into the operator terminal, make possible the isolation of 5, 7 or 9 boom part-width sections. AMASPRAY⁺ has digital pressure indication and digital tank level indication. It registers both, the quantity sprayed and the area worked. The actuation of the hydraulic functions though is carried out via the tractor control valves. AMASPRAY⁺ also visually indicates boom tilt and locking. As an option, AMASPRAY⁺ enables one sided folding of the boom or alternatively the access to the boundary and end nozzle spraying systems.

The AMASPRAY⁺ operator terminal with serial Interface can also be used for the automatic documentation (ASD) and part area site-specific application.



Standard functions:

- ✔ Single, high-contrast, backlit screen
- ✔ Overall and part-width section control
- ✔ Up to 9 part-width sections
- ✔ Digital pressure indication
- ✔ Digital fill-level indicator
- ✔ Display of boom position and locking status
- ✔ Hectare counter (total and daily counter)
- ✔ +/- 10 % key
- ✔ Field record management system

Special functions:

- ✔ Pre-select fold for the independent boom folding
- ✔ End or boundary nozzle on/off control (alternatively to pre-select fold)
- ✔ Fold or tilt via 1 double acting control valve (electric changeover unit)
- ✔ ASD inside: serial interface



Electrically-controlled TG valve chest

For actuation using either ISOBUS or AMASPRAY⁺, modern valve chest technology is utilised. The part-width boom sections are switched, on and off, quickly and drip-free via electric motor valves with pressure relief.

In all situations the spray rate is exactly and quickly controlled directly via the computer and so negating the need for any mechanical equal pressure control.

ProfiClick

The small switchbox
with a huge comfort factor



✔ ProfiClick mounts conveniently on the AMASPRAY⁺

For boom control and steering

The ProfiClick switchbox offers the simple and precise actuation of all hydraulic functions of the booms and steering with AMAZONE crop protection implements.

It is available in combination with the electro-hydraulic pack “Profi-fold 1” for the entire crop protection sprayer product range from AMAZONE. All the operational functions of the ProfiClick switchbox are ergonomically arranged and directly linked with a function. The potentiometer for the re-adjustment of boom tilt or for the automatic steering of a trailed sprayer can be controlled on the move without looking thanks to the centre position via a detent function. So the driver can concentrate perfectly on driving.

The ProfiClick switchbox for actuating the hydraulic functions of an AMAZONE sprayer can be combined with AMASPRAY⁺, AMATRON 3 or with any other ISOBUS terminal. Thus it offers a favourable and comfortable control of the hydraulic functions via an oil circuit. On the tractor, only one single acting spool valve with a pressure-free return flow is required.

ProfiClick is available for UF, UG and UX without steering and the UG with drawbar steering or for a UX with axle steering.



✔ ProfiClick switchbox without steering
– Actuation of the boom functions via the oil circuit



✔ ProfiClick switchbox with steering
– Actuation of the boom functions and the steering for true track following via the oil circuit

- ① Ergonomic hand support
- ② On/off
- ③ Boom pendulum lock
- ④ Boom fold
- ⑤ Boom up/down
- ⑥ Boom tilt

- ① Ergonomic hand support
- ② On/off
- ③ Steering automatic/manual
- ④ Manual steering
- ⑤ Boom pendulum lock
- ⑥ Boom fold
- ⑦ Boom up/down
- ⑧ Boom tilt



ISOBUS terminals

ISOBUS is the name for a communication standard, valid world-wide, between operator terminals, tractors and implements on the one hand and agricultural office software on the other hand. That means with one terminal you can control all ISOBUS compatible implements.

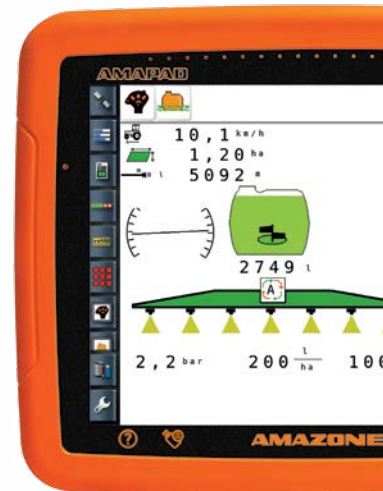
The UG sprayer can be operated with different AMAZONE ISOBUS terminals:



AMAZONE AMATRON 3
5.6" size screen



AMAZONE CCI 100
8.4" size touch screen



AMAZONE AMAPAD
12.1" size touch screen

Other ISOBUS terminals



e. g. Fendt Vario terminal



e. g. John Deere GreenStar



e.g. Müller COMFORT terminal

MEMBER OF



✔ AmaPilot multi-function joystick

Actuating the boom and control chest functions is particularly comfortable via the AmaPilot multi-function joystick. All the functions in the operation menu can also be actuated via the AmaPilot multi-function joystick or other ISOBUS joysticks (AUX-N).



The benefits thanks to ISOBUS:

- ⊕ AMAZONE ISOBUS sprayers are UT 2.0 certified and as such can be operated via any ISOBUS terminal with UT 2.0.
- ⊕ All AMAZONE ISOBUS terminals and job computers support the AUX standard enabling the keys to be assigned on any AUX-N compatible multi-function joystick.
- ⊕ AMAZONE ISOBUS sprayers can be accessed with any ISOBUS compatible Section Control licence.

Special characteristics of AMAZONE ISOBUS sprayers:

- ✔ Up to three user profiles and individual interfaces for different drivers can be created.
- ✔ The operation menu can be optimally matched to the differing numbers of keys on other ISOBUS terminals.
- ✔ Any machine function can be freely positioned in the menu set-up.
- ✔ Complete documentation via TaskController (ISO-XML). As an alternative to documentation via TaskController, the simple recording of field data (worked area, required time and applied rate) is possible. The recorded data can then be captured as a screen shot and then exported via a USB stick.

Important information

Please note that when working with other ISOBUS terminals, additional Section Control software, for example, from the tractor manufacturer, is normally necessary. This is not usually included in the standard version of other ISOBUS terminals.

2-terminal solution

A twin-terminal solution with the simultaneous use of a tractor ISOBUS terminal and AMATRON 3 or CCI 100 is recommended if the tractor terminal does not support the Section Control function or if you intend to use the sprayer via AMATRON 3 or CCI 100 and a separate screen.

Modern operator terminals



AMATRON 3

AMATRON 3 is fully downwardly compatible to AMATRON⁺ and upwardly compatible to the ISOBUS standard and forms a bridge between the non-ISOBUS and ISOBUS world.

AMATRON 3 enables the user to safely and comfortably operate both AMAZONE implements with AMATRON⁺ (AMABUS) and implements that meet the ISOBUS standard. Needless to say, even if these are not from AMAZONE.

AMATRON 3

The terminal for all crop protection functions

Accurate metering and simple operation

The AMATRON 3 operator terminal allows the fully automatic regulation of the pre-set application rate (l/ha). Rate changes are possible in pre-selected % steps.

Due to its clear, simple and logical handling and its illuminated keys, this terminal is especially operator-friendly. For monitoring the system a high contrast and low reflection display has been installed. The very compact shape of the terminal requires little space in the tractor cab.

By using two flow meters, the application rate is extremely precisely maintained, particularly at low spray rates.

The terminal features the following functions:

- ✔ ISOBUS machine operation
- ✔ AMABUS machine operation
- ✔ Tractor ECU function
(Interface for speed and PTO shaft)
- ✔ TaskController job management for documentation
- ✔ Import/Export of field data via a USB stick
- ✔ GPS-Switch automated part-width section control (optional)
- ✔ GPS-Track parallel guidance system (optional)
- ✔ Optional external light bar display for GPS-Track parallel guidance
- ✔ GPS-Maps application map module (optional)
- ✔ ASD interface via RS232 (nominal rate transfer), e.g. for N sensors



Standard functions:

- ✔ Overall and part-width section on/off
- ✔ Digital pressure indication
- ✔ Digital fill-level indicator
- ✔ Display of boom position and locking status

Special functions:

- ✔ Foam marker
- ✔ End or boundary nozzle on/off control
- ✔ Pre-select fold for the independent boom folding
- ✔ Profi-fold for independent boom folding or boom tip angling (only 1 tractor control valve required)
- ✔ DistanceControl – automatic boom guidance
- ✔ Comfort-Pack – remote controlled liquid flow circuit
- ✔ GPS-Switch, GPS-Track and GPS-Maps




✔ AMACLICK with AMATRON 3

Special crops and bed work often require the on/off switching of the individual part-width sections in the middle of the boom. AMACLICK is an additional ergonomic control unit that can be used either in conjunction with the AmaPilot multi-function joystick or also though as a standalone system alongside an ISOBUS terminal.

GPS-Switch, GPS-Track and GPS-Maps

Even more precision with GPS-Switch, GPS-Track and GPS-Maps

Available as optional equipment: GPS-Switch automated headland and part-width section control, GPS-Track parallel guidance and GPS-Maps part-area site specific application map function.



GPS-Switch for AMATRON 3

This GPS assisted operator terminal system automates the exact control of the machine on the headlands, around the field border and when spraying in wedges. The working width and the arrangement of the part-width sections are taken into account.

The automatic GPS-Switch part-width section control offers precision, comfort and safety: simply select the desired degree of overlap and leave the GPS-Switch in automatic mode. So, even in difficult circumstances, such as wider working widths, limited visibility at dawn or dusk, or in high crops, the job can be mastered. In addition: you save up to 5 % on crop protection agents, whilst at the same time safeguarding the environment and can fully focus on monitoring the sprayer.

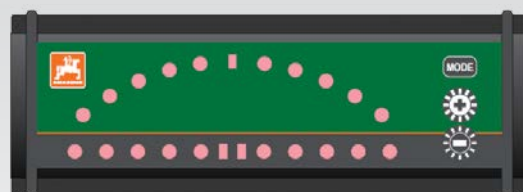


GPS-Track for AMATRON 3

The GPS-Track parallel driving aid turns out to be an enormous advantage for easy orientation in fields without tramlines or on grassland. It features various track modes, such as A-B line and contour travel and an obstacle function. The bouts are numbered all the way across. The deviation from the true line is shown on the display. Unmistakable steering recommendations help keep you in the track. Also the distance to the next tramline is shown precisely, providing the ideal guide, for example, when locating the correct maize row.

✔ External light bar for GPS-Track parallel driving aid

As a possibility, an external light bar display is available which can be easily used in conjunction with GPS-Track. The external light bar display can be freely positioned anywhere in the cab.





GPS-Maps for AMATRON 3

The additional module GPS-Maps enables GPS-based processing of application maps in a Shape file format. Both in AMABUS, and also in ISOBUS mode.

The direct application rate can be used or the amount of spray agent. With AMATRON 3, the spray rates can still be adapted.

Task Controller is available as standard and enables the processing of application maps in ISO-MXL format, both in AMABUS and also in ISOBUS mode, even without GPS Maps.

Future proof technology

The serial interface (RS232), that enables use to be made of sensor technology (e.g. Yara N-Sensor) or different GPS terminals, is integrated, as standard, into the comprehensive equipment level provided by AMATRON 3 and AMASPRAY+.

So, depending on the target and the terminal, several possibilities are offered, both for part-area site specific application from a map or using a sensor. You, as the operator, can decide for yourself on the right system for your conditions and application.

Documentation with ASD

Starting from field records, the automatic plot related documentation (ASD) offers the possibility to exchange, via a blue tooth interface, application plans and actual spray programmes with the AMASPRAY+ and AMATRON 3 operator terminals. Documentation becomes more precise and simpler. Many hand-written steps are no longer required.

ASD now enables documentation in conjunction with many major field record database providers in Europe. The ASD interface is available as an open standard for all device and software providers. With ASD, AMAZONE offers a practical, value for money documentation system for all types of farming.



CCI 100 terminal

The benefits

The CCI ISOBUS terminal from AMAZONE is the result of the cooperation with several other manufacturers of agricultural machinery who are joint participants in the Competence Center ISOBUS e.V (CCI). With CCI, AMAZONE and its partners have laid the foundation to introduce ISOBUS into practice. The CCI is the basis to convert all AMAZONE machinery and implements successively to the ISOBUS standard.

- ✔ The bright 8.4" colour display with its high screen resolution and ambient light sensor matches the brightness automatically to the light conditions. This avoids the driver in twilight or at night being blinded by too bright a display.
- ✔ Easy input via the operator-friendly touchscreen display, or via the softkeys.
- ✔ Fatigue-free operation at night is assisted by the back-lighting of the keys which are also connected with the light sensor.
- ✔ The proven AMAZONE one-handed operation is still possible because the function of the „soft keys“ can be simply mirrored.
- ✔ For intuitive menu guidance and the convenient input of values and text, the terminal is provided with a high-quality touch screen.



- ✔ For the direct quick, input and adjustment of the input values, a scroll wheel with actuating function is ergonomically integrated in the housing.

The terminal includes the following functions:

- ✔ ISOBUS machine operation
- ✔ Tractor ECU function (Interface for speed, PTO shaft and lower link position)
- ✔ CCI.Control job management for documentation
- ✔ CCI.Command (optional):
 - automatic part-width section shut-off CCI.Command.SC
 - parallel guidance aid CCI.Command.PT
- ✔ Application maps supported in ISO-XML format
- ✔ USB interface for data exchange
- ✔ Interface for the connection of a GSM modem
- ✔ ASD and LH5000 interface via RS232 (nominal rate transfer), e.g. for N sensors
- ✔ Camera function CCI.Cam



- ✔ External light bar for CCI.Command.PT parallel driving aid
 - As a possible addition, an external lightbar is available which can comfortably be coupled with CCI Comand PT. The external lightbar can be positioned freely in the tractor cab. The only precondition for its utilisation is the activation of the Parallel Tracking module in CCI.Command.

AMAPAD

An especially comfortable method of controlling agricultural machinery

The new dimension in control and monitoring

With the AMAPAD operator terminal, AMAZONE offers an entirely new and high-class solution for GPS application such as automated GPS based part-width section control and Precision Farming applications.

AMAPAD features an especially ergonomic, 12.1" touch screen. With the unique „Mini-View“ concept, applications that do not need to be actuated but which, however, need to be monitored, are clearly shown at the side. If needs be, these can be enlarged by „finger tip“ widening. The possibility also exists to customise the display, a feature which rounds off the exceptional layout of this operator terminal.

The terminal includes the following functions:

- ✔ ISOBUS implement operation
- ✔ TaskController job management for documentation
- ✔ automated GPS-Switch pro part-width section control
- ✔ Integrated light bar for GPS-Track pro parallel steering aid
- ✔ as an option: upgradable to automatic steering
- ✔ GPS-Maps pro application map module
- ✔ RS232 interface via SCU adapter (for data exchange)
- ✔ Two USB interfaces for data exchange
- ✔ WLAN mode (via USB adapter)
- ✔ GPS output



In addition to GPS-Switch pro part-width section control, a high-quality professional manual light bar guidance system is also installed as standard. GPS-Track can also be upgraded to an automated steering system.

The characteristics of AMAPAD:

- ✔ screen made from toughened glass
- ✔ housing made from impact-proof plastic
- ✔ extra-narrow rim for maximum visibility
- ✔ flush finish, no penetration of dust / humidity



Comfort-Pack for ISOBUS terminals

Operator and environmentally-friendly



Comfort-Pack



Control of the spray liquid system

The AMAZONE Comfort-Pack controls the most important functions of the liquid system.


- ✔ Automatic fill stop
- ✔ Agitator regulation
- ✔ Automatic, in-cab remote cleaning.

The intensity of the hydraulic agitator is, depending on the fill level, reduced until completely shut off to prevent foaming of the crop protection agent or to minimise the residual spray volumes. On AMAZONE crop protection sprayers the un-sprayed plant protection agent is delivered back via the return flow into the suction system. In this way, any unintended dilution of the spray agent is

prevented. 370 l/min agitation capacity is available to achieve a perfect result even with difficult tank mixes and high concentrations. The 2 interior cleaning nozzles provide an optimum cleaning performance in the tank. The Comfort-Pack automatically ensures that the agitation will be rinsed.

Minute final residual volumes of less than 6 litres and the large fresh water contents ensure a very effective cleaning procedure whilst still in the field.

AMAZONE aircraft-style boom design



Simultaneously superbly strong yet superbly light

Due to the special profile design AMAZONE sprayer booms are very light yet at the same time very robust. Working widths of 15 to 28 metres allow optimum adaptation to the field sizes and topography on the farm with various folding options. High-grade quality ensures a long operational life even over very high acreages.




Superbly narrow transport width of only 2.40 m

The Super-S2 boom folds fully automatically in and out via hydraulic rams. In the transport position, the boom sits compactly behind the tank with a transport width

of only 2.40 m and a transport height of 3.30 m. With a steel profiles up to 140 mm wide with multiple bends, the Super-S2 boom is extremely strong.



Super-S2 boom: firm and steady




3-fold shock damping suspension for the most difficult operating conditions

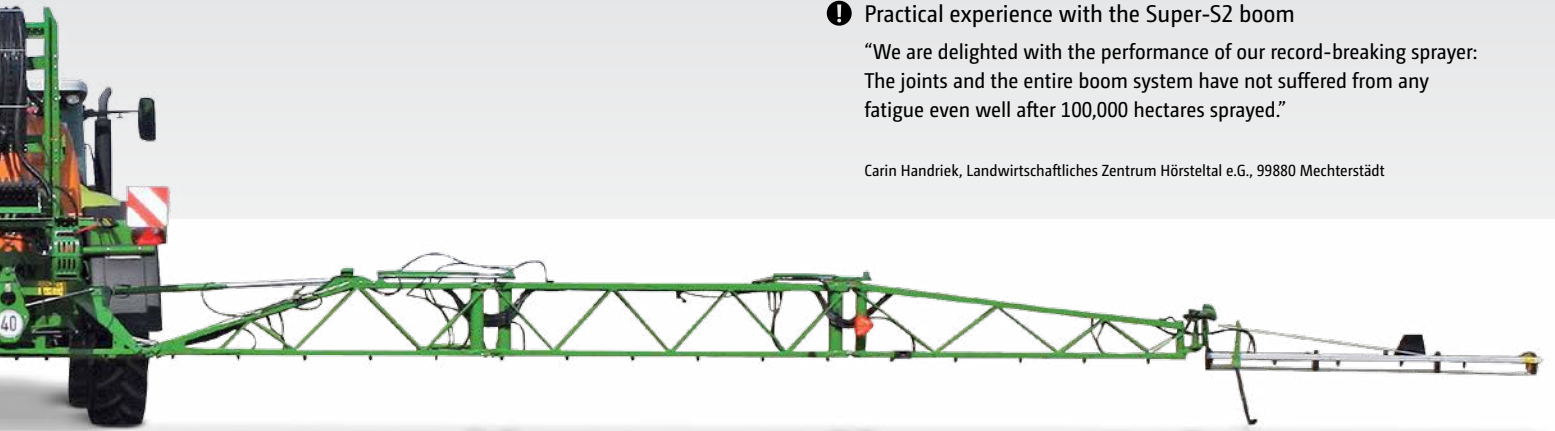
As standard all AMAZONE booms are equipped with

- ✔ springs and shock absorber pack for damping the vertical roll movements
- ✔ rubber buffer damping elements with ball suspension to damp down the horizontal yaw movements
- ✔ tension springs for the shock absorbed suspension of the entire boom

As standard also is hydraulic height adjustment with guide skids that results in the perfect boom guidance and thus, the accurate longitudinal and lateral distribution of the spray agent.

Super-S2 boom suspension





! Practical experience with the Super-S2 boom

“We are delighted with the performance of our record-breaking sprayer: The joints and the entire boom system have not suffered from any fatigue even well after 100,000 hectares sprayed.”

Carin Handriek, Landwirtschaftliches Zentrum Hörstetal e.G., 99880 Mechterstädt

Maintenance-free and with a long service life

The decades of experience in boom design pay off: The conical hinge pin is the intelligent centre of a well thought-out boom philosophy! The boom pivots self-adjust against any play on the conical hinge pins and that ensures, for the end user, an optimised boom function even after many years.



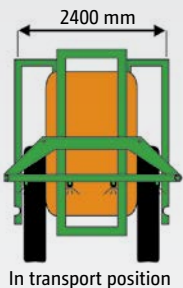

Use of stainless steel, the catalytic painting process, with its automobile industry protection standards, as well as the targeted use of plastics and aluminium is the guarantee for high longevity.

Exclusively from AMAZONE: all hydraulic connectors are always made from stainless steel!



Folding points


Nozzle arrangement (part-width sections)



Broadening the boom options available

The right boom for every farmer and contractor



 21 m Super-L1 boom on the UG 3000 Special

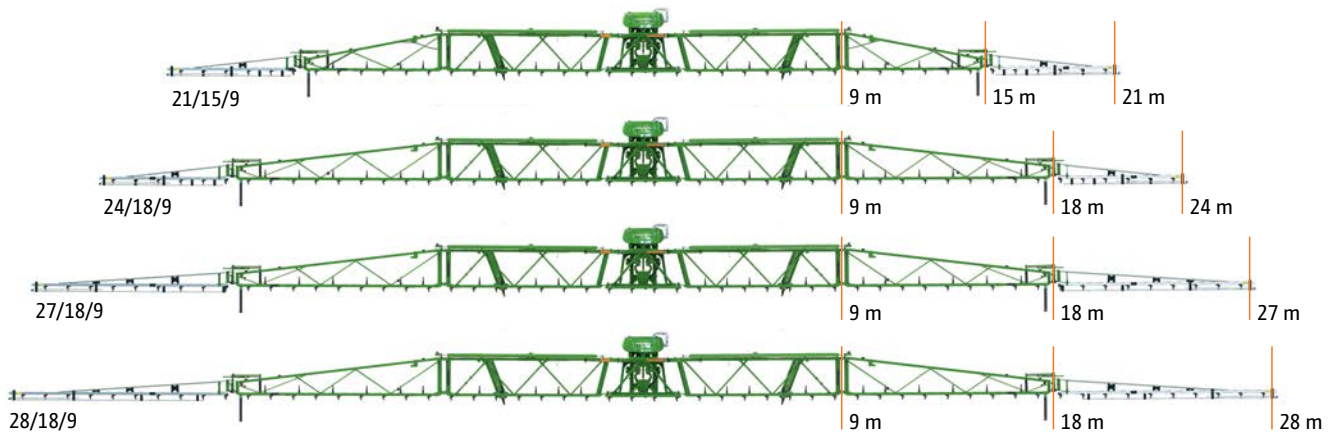


🔘 2.40 m transport width

Super-L1 boom for the UG

AMAZONE offers a side folding Super-L1 boom for the UG trailed sprayers. The boom is available in boom widths from 21 up to 28 metres. This means now a choice of the vertical-folding Super-S2 boom or the side-folding Super-L.

The product portfolio includes a three-section folding boom option in widths of 21 m, 24 m, 27 m, and 28 m.



Super-L1 boom



21 m Super-L1 boom on the UG 3000 Special

Flexibility thanks to the hydraulic boom folding permutations



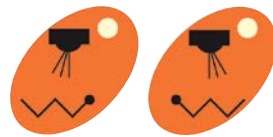
✔ Standard folding

All boom options are folded fully hydraulically by oversized hydraulic cylinders.

✔ Hydraulic tilt adjustment


On sloping terrain and with large working widths, the additional hydraulic tilt adjustment with its in-cab tilt display is useful.

Pre-select folding



One-sided boom folding is possible through either an AMASPRAY+ or ISOBUS terminal using the tractor spool valves.

The high level of flexibility offered by the pre-select folding function enables all part width sections to be folded indi-

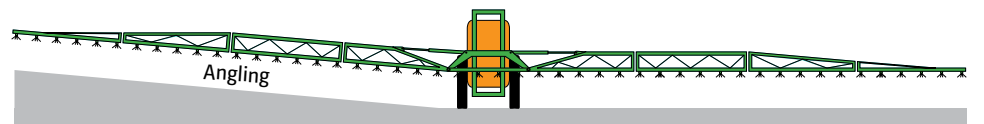


vidually. Both the left and right-hand sides can be folded in separately and independently of each other in order to adapt to any circumstances in your fields.

Profi-fold

Profi-fold is the electro-hydraulic actuation of the boom by means of a continual oil circuit. In this way, the functions of height control, folding out/in, one-sided independent

folding and tilt adjustment (Profi 1) are easily controlled via the ISOBUS terminal or the multi-function joystick. Additional boom tip angling is possible via Profi-fold 2.

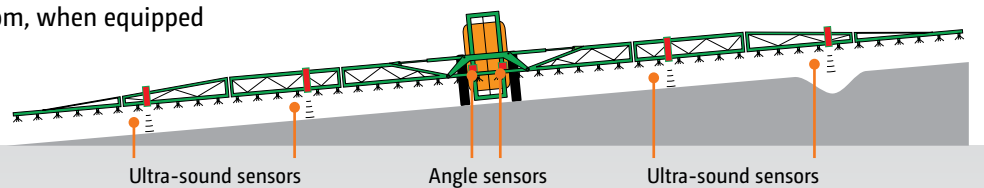


Profi-fold 2

DistanceControl with 2 sensors or DistanceControl plus with 4 sensors

By combining each boom option with either Profi-fold 1 (Super-S2 and Super-L1) or Profi-fold 2 (Super-S2) then the fully automatic boom guidance system DistanceControl with 2 or DistanceControl plus with 4 sensors can be added. In heavily differing crop heights, or in areas with partially lodged corn, it could be that the boom, when equipped

with 2 sensors, dips into the crop. In this case equipping the boom with four sensors will prevent this. The sensors are electrically connected in parallel and so it is always the sensor that is closest to the target surface that is actuated.



The right nozzle choice

The basis for success in crop protection



Less drift also at higher wind speeds

With the air-assisted injector nozzles, crop protection agents can be applied with very little drift. They are universally usable in all crops and all classifications. Because of the coarse droplet application, these nozzles can also be used in higher wind speeds.

AMAZONE offers the agricultural sector a wide range of nozzles from Agrotop, Lechler and Teejet.

Single and multi-nozzle bodies

The nozzle bodies with integrated diaphragm non-return anti-drip valves fit up into the boom profiles reliably preventing any dripping at the nozzle. Self-adjusting bayonet fixings ensure a tool-less quick nozzle change. The triple nozzle bodies are suited to frequent nozzle changes due to different applications and crops. Nozzle protection tubes, as standard on the outer sections, or, if desired, over the entire boom working width, ensures protection for long injector nozzles and multiple nozzle bodies.





Examples

- 1) Lechler IDN 120-025
- 2) Teejet XRC 110-025
- 3) Agrotop Airmix 110-04



Everyone purchasing an AMAZONE crop protection sprayer receives, free of charge, an AMAZONE nozzle mounting tool that enables a much easier nozzle change.

Injector nozzles (ID, TTI) have a relatively coarse droplet spectrum and are particularly versatile with regard to their field of application. A pressure range of 2 to 8 bar is possible.

The split spray pattern ensures a more even deposit on the front and back of the plant and makes sense maybe, for example, in ear treatment.

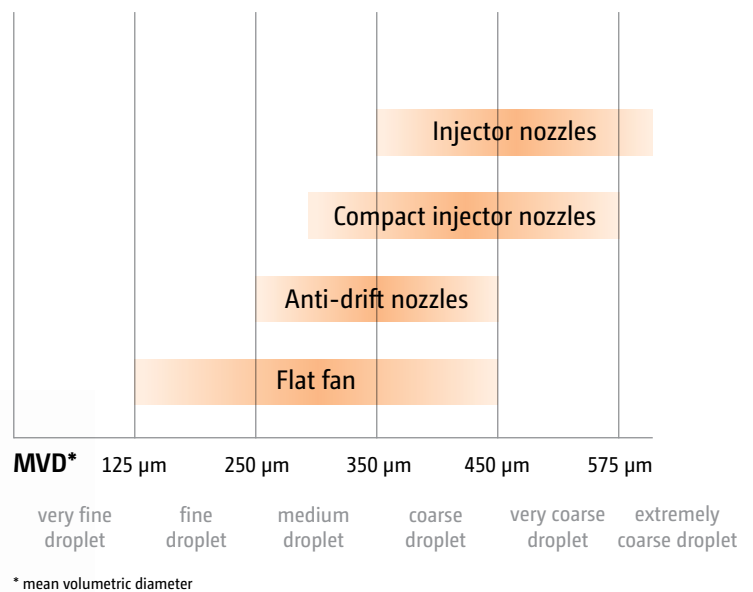
If coverage quality is at the foreground of the application, the use of standard or anti-drift fine droplet nozzles, such as XR or AD, is recommended. Special care is required here due to the tendency to drift above 3 bar.

For speeds greater than 10 km/h, the TD HiSpeed nozzle with its asymmetrical spraying angle is becoming a new industry trend.

A good compromise is provided by the modern ID-K or Airmix compact injector nozzles. These have relatively little drift, but do not have too coarse a droplet spectrum and are operated at 2 to 4 bar.

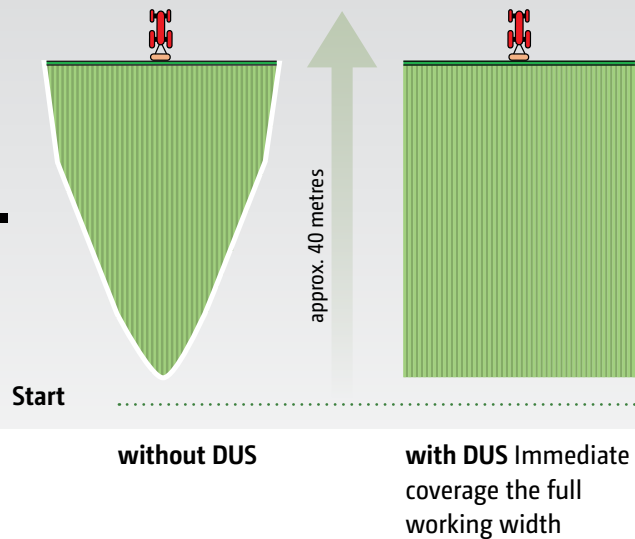
When it comes to special coverage qualities the double flat fan nozzle is an interesting alternative: the AVI Twin from Agrotop also produces droplets that are not too fine.

Distribution of the droplet size



Ingeniously simple – simply ingenious

With DUS you determine the timing



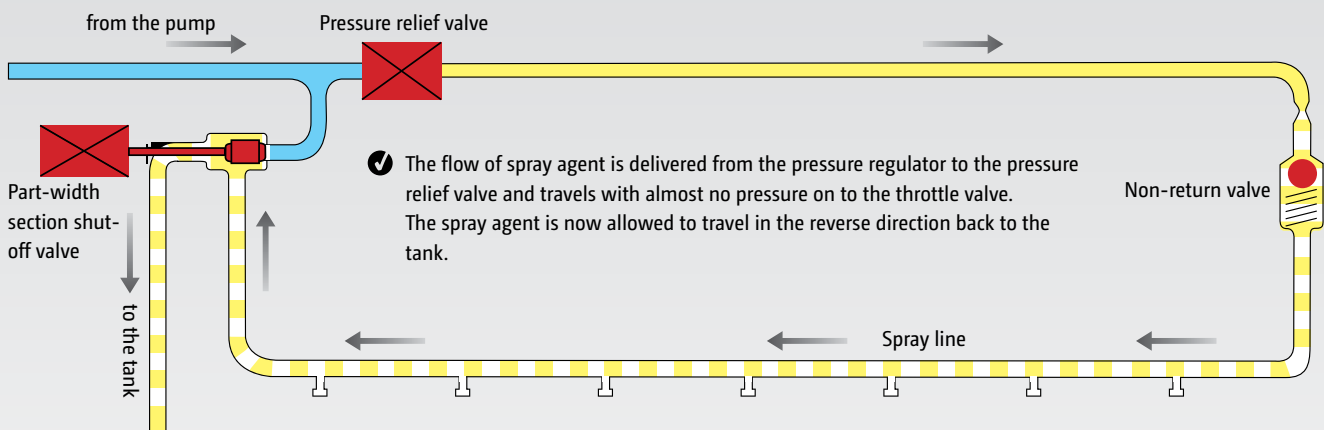
The DUS pressure recirculation system – proven more than 10,000 times

The AMAZONE DUS pressure recirculation system guarantees the safe circulation within the entire system. When starting the spraying operation all the hoses including the spray lines are filled under pressure in the reverse direction with the mixed spray agent. This means the spray lines are always full and immediately ready to use over the entire working width. There is no waiting on the headland.

Every time individual part-width sections are shut off, during the turning operation and during transport, the spray liquid circulates continually thanks to the pressure recirculation system. This reliably prevents deposits, blockages or segregation in the spray lines.

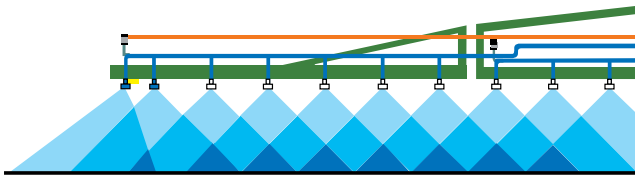
The concentration of the spray agent always remains constant right up to the nozzles, so the start of spraying is carried out without any problems after, for example, a change of ingredients.

During the cleaning operation, fresh water flushes the spray lines out right up to the nozzles without any spraying being necessary. During this cleaning procedure the concentrated spray liquid is returned back to tank via the pressure recirculation system leaving the spray lines clean.



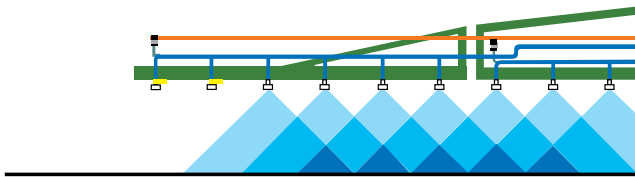
Electric boundary nozzle switching

For environmentally-friendly spray application at the field edge



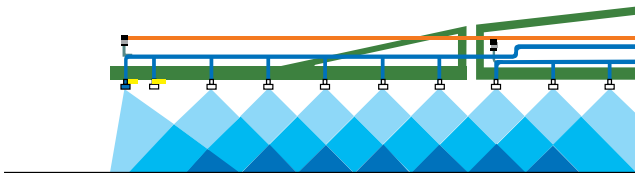
Additional nozzle switching

In order to extend the normal working width, an asymmetrical nozzle can also be switched on. This is particularly useful if the distances between tramlines are not precise enough.



End nozzle switching

If a one metre buffer zone around the edge of the field needs to remain unsprayed due to distance constraints, end nozzle switching can be used.




Boundary nozzle switching

For precision border spraying between two sensitive crops, the boundary nozzles can be used to make sure the spray pattern is accurately defined.



Equipment for every requirement



7 hole nozzle

Liquid fertilising – Safe and user friendly

For coarse droplet distribution of liquid fertiliser, AMAZONE offers a variety of special nozzles.

In conjunction with the Super-S2 boom, separate drag hose equipment for risk-free late top fertilising is available. The self-contained aluminium profiles can be attached with a few hand clamps. Drag hoses offer a risk-free late top dressing with liquid fertiliser and stainless steel weights help keep the position of the drag hoses within the crop.



Camera system to the rear of the UG trailed sprayer

The optionally available camera system mainly serves for safety when manoeuvring. This is ensured even in rain, twilight or in darkness via infrared LEDs and a heated lens. The high resolution, antiglare monitor is backlit and can also display two cameras at once..

As an alternative, pictures from the camera can also be displayed on the CCI ISOBUS terminal via the CCI Cam camera function.



LED boom lighting for Super-S2 booms

For flexible and efficient operation at twilight and in the dark, LED boom lighting is available.

Two far-reaching LED work lights, mounted in the middle of the boom, ensure excellent visibility of all the nozzles at a glance.

LED individual nozzle lighting for Super-L1 and Super-S2 booms

Professional work lighting is today the basis of a flexible, output-increasing solution to operating in twilight and at night. Illumination of the spray fans ensures complete control of the nozzle function at just one glance.

LED individual nozzle lighting picks out each individual spray fan. An absolutely immediate assessment of their operation down to the very last nozzle on the boom can be made.



AMAZONE Service – always in the vicinity

Your satisfaction is our challenge





Verschleißteilkatalog
für Landtechnik und Kommunaltechnik

Wearing parts catalogue
for agricultural machinery and groundcare products

Catalogue pièces d'usure
pour machines agricoles et gamme espaces verts

Каталог изнашиваемых деталей
для сельскохозяйственной и коммунальной техники



**Choose the Original
Choose Success!**

VDMA campaign:
Pro-Original



The satisfaction of our customers is the most important objective

For this we rely on our competent sales partners. Also for service queries, they are the reliable contact for farmers and agricultural contractors. Due to continuous training, our sales partners and service technicians are always up to date when it comes to looking after this state of the art technology.

Better to choose the original, right from the beginning

Your equipment is exposed to the most arduous of demands. The quality of AMAZONE spareparts and wearing metal offers you the reliability and safety you need for efficient soil tillage, precise sowing, professional fertilisation and successful crop protection.

Only original spareparts and wearing metal is perfectly matched to AMAZONE machinery in their functionality and durability. This ensures the optimum operational performance. Original parts at a fair price pay off in the end.

We provide you with a first-class spareparts service

The central spareparts store in our headquarters at Hasbergen-Gaste forms the basis of our world-wide spare parts logistics. This ensures the optimum availability of spareparts, even for older machines.

Parts, are available in our central spareparts store in Hasbergen-Gaste and which have been ordered up until 17 hours, are dispatched the same day. 34,000 different spareparts and wearing metal are held in our ultra-modern stores system. Daily, up to 800 orders are dispatched to our customers.

Therefore, make your decision the original!

The advantages of original spareparts and wearing metal

- ✔ Quality and reliability
- ✔ Innovation and efficiency
- ✔ Immediate availability
- ✔ High resale value of the used machine

Technical data: UG Special and UG Super

Model	UG 2200 Special	UG 2200 Super	UG 3000 Special	UG 3000 Super
Actual volume (l)	2,400		3,200	
Fresh water rinse tank (l)	280		400	
Working width (m)	15–28			
Transport height (m)	3.30			
Transport length (m)	5.20–5.90			
Transport width (m)	2.40			
Empty weight with Super-S2 boom (kg)	2,350–2,582	2,461–2,693	2,573–2,805	2,685–2,917
Empty weight with Super-L1 boom (kg)	2,720–2,828	2,751–2,859	2,944–3,052	2,975–3,083
Pump equipment (l/min)	250	370	250	370
Max. suction capacity (l/min)	400			
Ground clearance	for every drawbar and tyre size 0.70 – 0.90 m			
Spraying height	0.50–2.20 m (with tyres Ø 1,565 mm)			
Operational pressure, max. (bar)	< 10			

Illustrations, content and technical data are not binding! Deviations of technical data are possible depending on the equipment. The illustrations may deviate from the requirements for local road traffic regulations.



AMAZONEN-WERKE H. DREYER GmbH & Co. KG
 P. O. Box 51 · D-49202 Hasbergen-Gaste/Germany
 Phone: +49 (0)5405 501-0 · Fax: +49 (0)5405 501-193