

**BRIAN JAMES TRAILERS**

» Connected to you



**CARGO ALL PLANT**  
Constructed to get the job done.

UNITED KINGDOM



## CARGO ALL PLANT







## CARGO ALL PLANT CREATED FOR CONSTRUCTION YOUR TRANSPORT ASSISTANT

**CarGO All Plant** epitomises the **Brian James Trailers** approach to providing solutions.

There is nothing included that is not needed and nothing left out that is.  
**CarGO All Plant** simply does what you expect. It works hard, long and safe.

Striving for perfection is part of the **Brian James Trailers** way. In order to find your perfect trailer you can choose from a wide range of **All Plant** models, from a tough single axle right up to a super robust tri-axle version.



# 5 YEAR CHASSIS WARRANTY

CARGO ALL PLANT.



## CARGO ALL PLANT

### TAKE IT ALL.

Civil engineering, building and plant machinery transportation is tough work. It requires a trailer capable of withstanding impacts, extreme wear and tear and at the same time be able to cope with varying maintenance schedules.

Of particular interest to all operators is the highly stable towing resulting from correct weight distribution. The deck features an extra central support that even the heaviest machinery such as road rollers can't damage. The tough and durable phenolic bonded industrial ply wood has a mesh grip pattern surface.

CarGO All Plant models provide the flexibility of a general purpose trailer that can handle loose materials just as well as an extensive range of machinery and equipment.



The strong **chassis body** is made from a one-piece design.

● Independent **suspension** offers superior ride characteristics and long-term durability.

○ The optional **twin ramp loading panel** incorporates 'knife edge' design with a tapered side for safety.

The loading panel includes a heavy duty wire-mesh infill and provides all the benefits of a full panel, ensuring additional grip and durability for tracked machine transport.

● A strong rear **support stand** provides a stable loading experience.









## CARGO ALL PLANT MUST HAVES.



**O Twin ramp 'knife edge' loading panel** with gas spring assistance.

The panel includes a heavy duty wire-mesh infill which provides all the benefits of a full panel. This design features additional grip for tracked machine transport. The ramp provides a low loading angle and a low 'ramp over' angle.



**Easy ramp operation** with gas spring assistance, enables opening and closing with less effort.



- **Protected lighting** system is well protected by the strong chassis surrounding the units.
- **Reinforced anti slip deck** ensures that destructive equipment such as rollers will not cause structural damage.
- **ACME thread clamps.** Silent locked – the loading tail ramp is held in place with secure clamp fasteners. A rubber buffer is part of the system and provides damping for quiet travel.

- **Rear support 'kneel' bar** ensures a stable and safe loading experience.
- **Number plate holder** provides quick release facility, without fasteners.





- **Long drawbar** provides plenty of space for digger arms.

- **Jockey wheel.** Heavy duty jockey wheel. Features unique retractable wheel, lifting clear to provide enhanced ground clearance.

- **Cast steel locking head.** Integrated coupling lock.



- **Tie-down straps** heavy duty, set of 4 for easy and secure fastening of machinery.



- **Purpose designed bucket rest** is ideally located for digger buckets.



- **Mudguards** are fully integrated into the chassis for total durability. High grip surface offers operator safety.

- **Side steps** around the All Plant trailer provide easy and safe access to machinery. Highly visible side chevron markings and anti-slip surfaces are also fitted to the steps.

- **Spare wheel** supplied with all CarGO trailers.

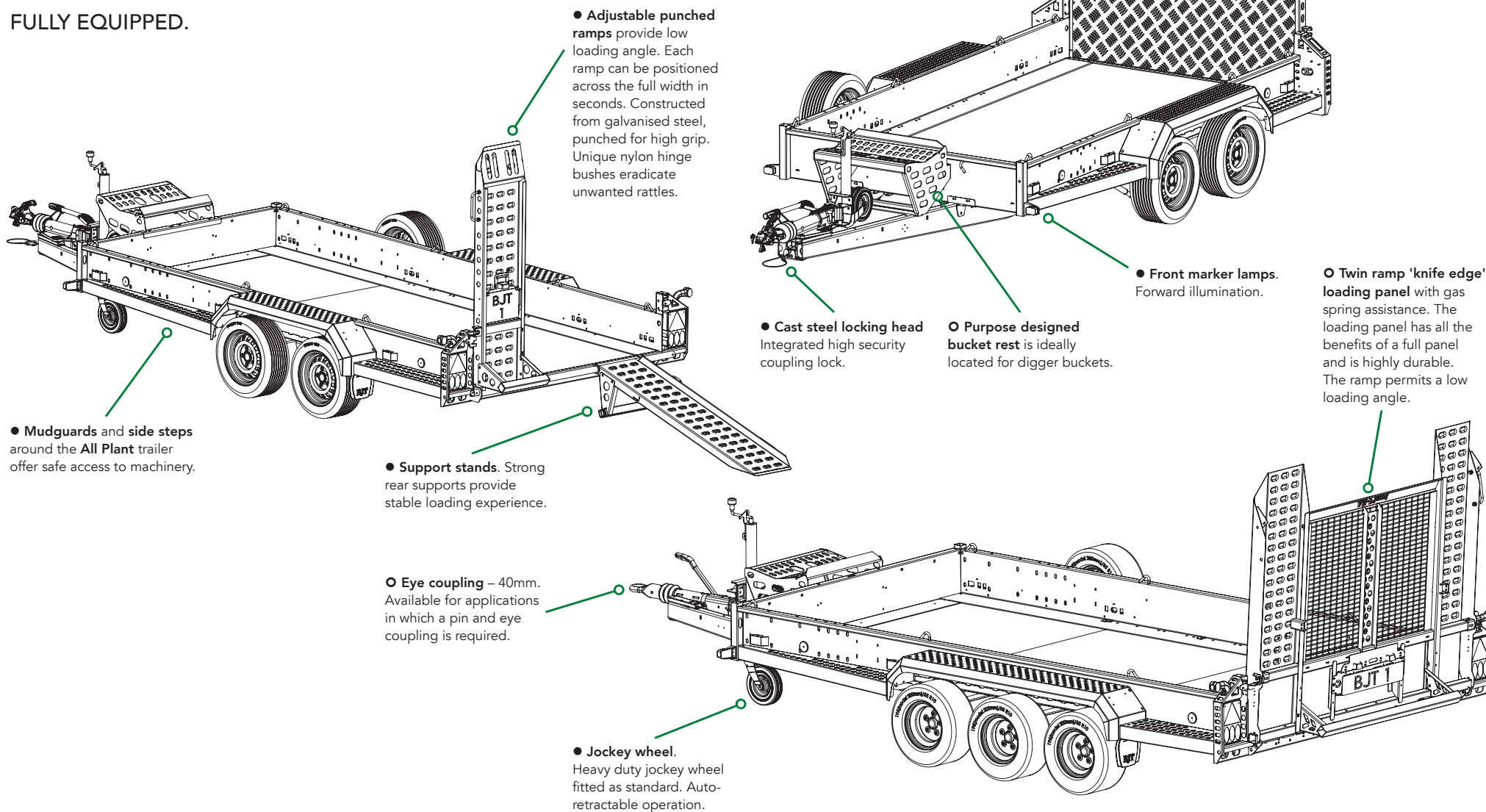
- **Heavy duty bearings.** Sealed wheel bearings for reduced maintenance.



- **Rope hooks / slots.** Multiple attachment hooks and slots along both sides and front for securing loads with ropes and straps.

## CARGO ALL PLANT

FULLY EQUIPPED.





## TECHNICAL INFORMATION.

LOAD BED LENGTH m A	2.65		3.10		3.70		
CAPACITY							
Gross kg	2,700	2,700	3,500	3,500	3,500	3,500	3,500
Load kg	2,130	2,100	2,789	2,740	2,751	2,710	2,689
DIMENSIONS							
Internal bed width m B	1.30	1.60	1.60	1.85	1.60	1.85	1.85
Overall trailer width m C	1.82	2.12	2.12	2.37	2.12	2.37	2.37
Overall trailer length m D	4.57	4.57	5.00	5.00	5.62	5.62	5.62
Bed load height m	0.40	0.40	0.39	0.39	0.39	0.39	0.41
Working load angle	14°	14°	13°	13°	13°	13°	15°
RUNNING GEAR AND SECURITY							
Axles	2	2	2	2	2	2	3
Wheel / Tyre size	13" (165 6pr)	13" (165 6pr)	13" (195/50)	13" (195/50)	13" (195/50)	13" (195/50)	10" (195/55)
Spare wheel	●	●	●	●	●	●	●
Tie-down anchor points	14 points	14 points	16 points	16 points	16 points	16 points	16 points
Cast steel coupling head	●	●	●	●	●	●	●
40mm eye coupling	○	○	○	○	○	○	○
BED AND REAR LOADING							
Reinforced HD deck bed	●	●	●	●	●	●	●
Aluminium checker plate lining	○	○	○	○	○	○	○
Adjustable position "high grip" punched ramps x 2	●	●	●	●	●	●	●
Twin ramp "knife edge" loading panel + gas spring assist.	○	○	○	○	○	○	○
Aluminium + mesh tail ramp + gas spring assistance	○	○	○	○	○	○	○
Rear load support stand (bar)	●	●	●	●	●	●	●
SIDE OPTIONS							
High mesh side extensions	○	○	○	○	○	○	○
Ladder rack	○	○	○	○	○	○	○
BUCKET REST							
Digger bucket rest	○	○	○	○	○	○	○
PRODUCTS							
Product code	540-0110	540-0120	540-1310	540-1320	540-2310	540-2320	540-2340

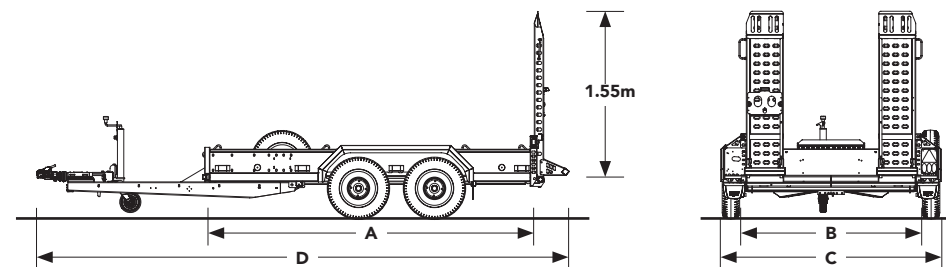
● Standard. ○ Optional at extra cost.

CARGO ALL PLANT.



# CARGO ALL PLANT

STANDARD EQUIPMENT.

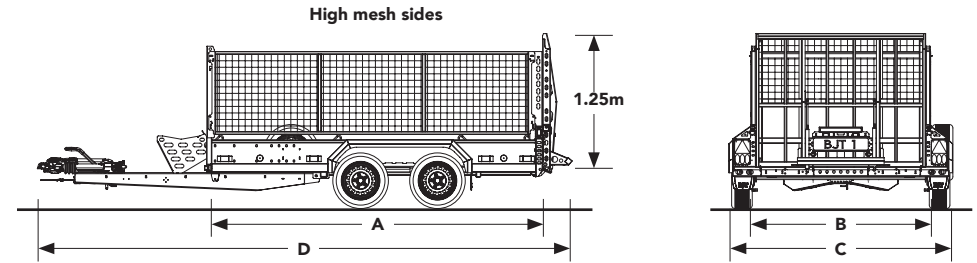


STANDARD							
LOAD BED LENGTH m A	2.65		3.10		3.70		
CAPACITY							
Gross kg	2,700	2,700	3,500	3,500	3,500	3,500	3,500
Load kg	2,130	2,100	2,789	2,740	2,729	2,710	2,689
Unladen trailer weight kg	570	600	711	760	771	790	811
DIMENSIONS							
Internal bed width m B	1.30	1.60	1.60	1.85	1.60	1.85	1.85
Overall trailer width m C	1.82	2.12	2.12	2.37	2.12	2.37	2.37
Overall trailer length m D	4.57	4.57	5.00	5.00	5.62	5.62	5.62
Bed load height m	0.40	0.40	0.39	0.39	0.39	0.39	0.41
Towball height (loaded) m	0.40	0.40	0.40	0.40	0.40	0.40	0.40
Working load angle	14°	14°	13°	13°	13°	13°	15°
RUNNING GEAR							
Axles	2	2	2	2	2	2	3
Wheel / Tyre size	13" (165 6pr)	13" (165 6pr)	13" (195/50)	13" (195/50)	13" (195/50)	13" (195/50)	10" (195/55)
Sealed wheel bearings	●	●	●	●	●	●	●
Spare wheel	●	●	●	●	●	●	●
PRODUCTS							
Product code	540-0110	540-0120	540-1310	540-1320	540-2310	540-2320	540-2340
PRICE							
£ ex vat	2,229	2,379	2,699	2,869	2,939	3,039	3,559



# CARGO ALL PLANT

## OPTIONAL EQUIPMENT.



OPTIONS	prices in £ ex vat		
LOAD BED LENGTH m A	2.65	3.10	3.70
<b>BED BASE</b>			
Reinforced heavy duty deck bed	●	●	●
Aluminium tread plate bed lining	176	311	540
Supergrip tracks x 2 - Overlay for bed, provides hi-grip steel tracks (each track 2.50m long)	249	249	249
<b>REAR LOADING</b>			
Adjustable position "high grip" punched ramps x 2	●	●	●
Twin ramp "knife edge" loading panel + gas spring assistance	125	125	125
Aluminium + mesh tail ramp + gas spring assistance	214	214	214
Rear load support stand (bar)	●	●	●
<b>SIDE OPTIONS</b>			
High mesh side extensions 0.80m (removable)	351	402	444
Ladder rack	92	92	92
<b>BUCKET REST</b>			
Digger bucket rest	75	75	75
<b>STORAGE</b>			
Strap storage side locker	159	159	159
<b>WINCH</b>			
Manual winch auto brake + central pulley (not available on models with an internal bed width of 1.30m)	282	282	282
Electric winch 4500lb, remote control	460	460	460
Battery power pack, portable 12v, HD – mains voltage or in car recharge	230	230	230
<b>LOADING, WHEELS AND SECURITY</b>			
Machine stop bar	75	75	75
Tie-down anchor points (internal)	14 points	16 points	16 points
Tie-down straps x 4 – 4000 DaN heavy duty	129	129	129
Wheels-Safety kit – torque wrench + digital tyre pressure gauge	59	59	59
Tyre pressure monitoring system – TPMS by TyrePal in-car monitor with external sensors <b>**</b> (Price for 4 wheels; 2 wheels – £ 129; 6 wheels – £ 239)	179 <b>**</b>	179	179 <b>**</b>
Cast steel coupling head with integral high security lock	●	●	●
40mm eye coupling	59	59	59
Datatag – Security identification system	89	89	89
Tracker – Anti theft device. By SureTrack. Full time monitoring 24/7. Location of asset + coordination of recovery service. Thatcham approved. Sold secure approved. Yearly monitoring fee £ 90. Year 1 incl.	429	429	429
7 pin socket to 13 pin plug adapter.	14	14	14

● Standard. — Not available. \*Option may incur local dealer fitting charge.

CARGO ALL PLANT





DELIVERY CHARGES TO YOUR LOCAL DEALER	OPEN TRAILER
Region A – England + Wales in £	110
Region B – North England + Scotland in £	149
Region C – Highlands in £	190
Northern Ireland	Additional charges may apply

CARGO TRAILERS ARE A TRUE  
REFLECTION OF THE WAY YOU WORK.  
NOTHING IS LEFT TO CHANCE,  
EVERYTHING IS CONSIDERED.





**QUALITY**

Brian James Trailers are manufacturers of class leading trailers, since 1979. When you buy a Brian James Trailer you can be absolutely certain that it is designed and constructed to the highest possible standards. Our Engineers combine top-quality craftsmanship with the best materials and first-class presentation. Light but strong, our trailers are crafted to enhance safety, efficiency and durability.

**5 Year Chassis Warranty**

This Brian James Trailer is provided to you with a non-transferable manufacturers warranty covering the integrity of the chassis for a period of 5 years from the date of first registration.

We warrant that under normal use, outside of accident damage or misuse (meaning driven across unsuitable territory or being overloaded) the chassis will not fatigue or fail to be able to perform its intended duties safely.

Any repair or rectification as a result of a claim under this warranty will be at Brian James Trailers cost and be carried out either at a Brian James Trailers main dealer, or at the factory HQ in Daventry, UK, at the discretion of Brian James Trailers Ltd. A repair may involve removal of the original galvanised surface finish, for which we will not liable to reinstate to its original state.

Brian James Trailers will not be liable for any consequential loss in connection with a claim on this warranty, including recovery fees or transport to or from the place of final repair.

5

5 YEAR  
CHASSIS  
WARRANTY

CARGO ALL PLANT TRAILER  
DOES THE JOB







# BRIAN JAMES TRAILERS

» Connected to you

## NOTES

Specifications are subject to change without notice.  
Illustrations and photography may depict optional equipment.

[www.brianjames.co.uk](http://www.brianjames.co.uk)

© BRIAN JAMES TRAILERS LIMITED.  
Printed in the UK.

Edition CGALP2019\_Q1\_1

**Brian James Trailers Limited.**  
Sopwith Way, Drayton Fields Industrial Estate  
Daventry, Northampton, NN11 8PB

T + 44 (0)1327 308 833

**Brian James Trailers** are available by contacting our sales team as well as through an extensive network of official dealers throughout the country.

For more information please call or visit our website.

[www.brianjames.co.uk](http://www.brianjames.co.uk)

Dealer information.

