

FR FORAGE CRUISER

FR480 | FR550 | FR650 | FR780 | FR920





Forage harvesting on the largest scale.

New Holland has been at the forefront of the forage harvesting sector for over half a century with a whole host of pioneering industry firsts that have revolutionised the way you forage today. The all new, range topping FR920, takes New Holland foraging to a new level. Industry leading chopping performance has been married to outstanding operator comfort. Significantly improved capacity and productivity result from optimized feeding performance, which are all wrapped up in a sleek and tapered design which has New Holland written all over it.



Models	Max Power (hp)	Weight (kg)	Minimum transport width (m)
FR480	476	13050	3.15
FR550	544	13100	3.15
FR650	653	13550	3.15
FR780	775	13650	3.15
FR920	911	15540	3.15

Best-In-Class fuel efficiency

The FR650 Forage Cruiser was put through its paces on the rigorous DLG Fokus testing. The results will offer you impressive efficiency savings. The FR650 consumed a mere 0.5 litres of diesel per tonne of maize foraged when chopping to 8mm. When compared to the previous FR700 this translated to a 21% fuel saving all whilst increasing capacity by 5%.



New FR Forage Cruiser. Massive Performance.

Ultimate capacity

New Holland knows that throughput is king where forage harvesters are concerned and that owners dream in tonnes per hour. The new FR920 is powered by the all-new V20 8 cylinder V layout engine, developed by FPT Industrial this mighty beast will have you steaming up and down fields. ECO engine management mode works to ensure the engine is always fully loaded in relation to a preset engine speed to deliver optimal operating efficiency and performance. Renowned Power Cruise™ features ensure your FR's voracious appetite is satisfied in fields of varying crop density and state of the art headers eat grass, maize and whole crop.

Superior harvest quality

Patented HydroLoc™ technology guarantees constant chop length independent of throughput and crop type. The ActiveLOC™ system automatically adapts chop length to actual moisture content for unsurpassed quality. Automatic adjustment maintains best-in-class chop quality, and when combined with uniform kernel cracking from the new DuraCracker™ heavy duty crop processor, premium forage and biomass quality is guaranteed.

Lower operating costs

Lower operating costs mean higher profits. The FR780 and FR920 are fitted with ECOBlue™ HI-eSCR 2 technology to comply with the most stringent Stage V emissions regulations to date and maintains the outstanding performance you've come to expect of the FR Forage Cruiser range. The remaining models in the FR range are fitted with the acclaimed ECOBlue™ HI-eSCR technology for Tier 4B compliance which optimises your fuel consumption, saving you money. For example the FR650 has 5%* increased capacity while consuming 21%* less fuel than its larger FR700 predecessor model. Increasing productivity and reducing costs. Advanced MetaLoc™ technology protects your FR from potentially fatal metal ingress. The patented Variflow™ system crop processor can be changed from maize to grass position in under 2 minutes without the need for tools. Saving time, earning you more money.

* Refers to official DLG certified test data.

Absolute driving pleasure

Skilled forage harvester operators are like gold dust, and when you've found one, you'll want to hang onto them. The FR offers a first-class foraging environment. They'll have an uninterrupted view whichever way they look for accurate pick-up and crop discharge. The cab has been completely redesigned to put the operator at the heart of the machine. The new armrest is an example of ergonomic excellence with all controls falling naturally to hand. What's more it boasts the ultra-wide screen IntelliView™ IV colour touch screen monitor and new armrest to keep all key operating parameters under control. The IntelliFill™ feature fills the trailer for you so you can concentrate on the serious business of pick-up.

Up to 17 working lights,
2 optional stubble height lights
and 2 road lights are available

IntelliView™ IV monitor

CommandGrip™
multifunction handle

MetaLoc™ metal
detecting system

Variety of headers
available

New optional high performance
feedroll module





My PLM® Connect telematics

IntelliSteer® auto-guidance offering

Evo NIR On-board sensor ISO option

IntelliFill™ feature

LED service lights

ECObLue™ HI-eSCR engine

New large steering tyre offering

New heavy duty 4WD system with Terralock™ traction management

Variflow™ system

New DuraCracker™ heavy duty crop processor and new DuraShredder™ spiral cut rolls

ActiveLOC™ system

RockAlert stone protection system

Revolutionising forage harvesting.

In 1961 New Holland revolutionised forage harvesting mechanization: it transformed the highly successful pull type forage harvester into the first self-propelled unit, the now legendary SP818. With this daring move, New Holland dramatically increased in-field performance. In line with this ambitious philosophy, over the last 50 years, New Holland has introduced a vast range of pioneering industry-firsts to improve the profitability of your forage businesses. Today, the FR Forage Cruiser reflects New Holland's continuous and unswerving commitment to offer products that meet your most demanding requirements.

Yellow blooded engineers at the Zedelgem Centre of Excellence

Today, over half a century after the first SP818 was designed and built in New Holland, Pennsylvania, yellow blooded engineers based at New Holland's Harvesting Centre of Excellence in Zedelgem, Belgium, are still committed to developing the next generation of forage harvesters. The sophisticated product development process and the extensive knowledge of a dedicated workforce of a World Class Manufacturing facility ensure the FR range, together with all flagship harvesting products, the CR, CX and BigBaler ranges continue to set the harvesting benchmark.



- 1961:** The SP818, New Holland's very first self-propelled forage harvester, available with a one row maize header, set to work in the Pennsylvanian fields. The forage harvester revolution had begun.
- 1968:** The Model 1880 rolled off the production line. Power was increased and so was productivity.
- 1975:** With the Model 1890 the power race really took off. The very first 200hp machine was unleashed, and new blowing technology enhanced unloading.
- 1977:** With the space race in full swing, the Model 1895 was the first forage harvester to offer built-in metal detection. Protecting the machine and valuable cattle.
- 1979:** The Model 2100 saw the introduction of the in-line engine design and upped the power ante to top some 300hp. Cab visibility was also substantially improved.
- 1987:** Cutterhead protection, automatic knife sharpening, and the shearbar attachment were all some of the pioneering first introduced on the Model 1915.
- 1995:** The FX5 series with 450hp on tap featured the now legendary crop processing system.
- 1998:** Higher horsepower was being demanded for greater capacity, and the FX58 responded, with 571hp.
- 2003:** The new millennium saw the advent of the FX10 series with HydroLoc adjustable chop length, hydraulic feed roll drive.
- 2007:** The FR9000 range was unveiled to great acclaim. The five-model series featured a succession of industry leading technology including HydroLoc™, MetaLoc™ and Variflow™ systems.
- 2007:** The FR9000 was awarded the prestigious 'Machines des Jahres' award at Agritechnica.
- 2011:** Half a century of forage harvester leadership was celebrated by a strictly limited edition celebratory model.
- 2012:** The FR range is unveiled. Representing the pinnacle of forage harvester technology with industry leading chop quality and throughput.
- 2015:** All new FR Forage Cruiser is launched with new Fuel efficient ECO mode introduced to the PowerCruise functionality together with a spacious new operator-focussed cab.
- 2017:** Introduction of the New FR920, New Holland's most powerful forager to date.
- 2019:** Introduction of ECOBlue™ HI-eSCR 2 technology for Stage V compliance on FR780 and FR920 models.

1 9 9 8



2 0 0 3



2 0 0 7



2 0 0 7



2 0 1 1



2 0 1 2



2 0 1 5



Leading from the front.

The old adage 'you are what you eat' has never been more relevant than when talking about beef cattle. In order to produce the finest and most highly prized cattle and top quality dairy herds, the highest quality silage with an exact nutritional profile must be fed. In order to deliver this to your customers, you have to harvest at exactly the right moment. You won't get a second chance. With the FP grass pick-up you'll get it right first time, every time.

Grass pick-up	300FP	380FP
Working width (m)	3	3.8
Rake windguard and Fixed gauge wheels	●	●
Paddle type auger with hydraulic lift system	●	●
Roller windguard and hydraulic gauge wheels	○	○
Retractable Finger type auger	○	○
Hydraulic reel drive	●	●
Rear support wheels	○	○

● Standard ○ Optional



Efficient feeding

- Optional retractable fingers transfer crop into the feed rollers
- Auger paddles are available to cope with more dense crops
- Active tine reel reverse is available as standard

A width to suit your requirements

- 2 working width options, 3m & 3.8m
- Both feature 5 tine bars
- 3.8m width suitable for very wide and dense swaths



Enhanced reliability on uneven ground

- Reinforced pick-up tines fitted as standard
- Rear pick-up support wheel follows ground contours and prevents bulldozing
- Robust castor wheels combine with the rear support wheel to maximize stability and contour following

Super-fast pick-up

Reel speed and pick-up speeds have been increased to ensure maximum feeding performance.



Roller wind guard. Smooth flow guaranteed.

A heavy duty, double roller wind guard ensures smooth crop flow and even feeding to the feed auger, whatever the conditions.



Advanced header levelling control

Advanced header height control means that no matter how uneven the terrain, uniform pick-up across the entire swath is guaranteed. The Autofloat™ system compatible with New Holland maize headers uses a combination of sensors that ensure the header follows uneven terrain, and automatically adjusts its position hydraulically to maintain uniform height to the prevent the header digging into the ground. Lateral free float technology uses two heavy-duty springs which are built into the crop attachment frame and are used in conjunction with pick-up headers to ensure unrivalled ground contour following.



Productive maize harvesting.

New Holland offers two ranges of foldable, row independent maize headers to match any crop conditions. Ultimate fleet flexibility is guaranteed as combine maize headers can also be fitted. Whether you're looking for the most nutritious silage, or the highest energy biomass maize, you've found your perfect harvesting partner.

Models	450SFI	450BFI	600SFI	600BFI	750SFI	750BFI	900SFI	900BFI
Working width (m)	4.5	4.5	6	6	7.5	7.5	9	9
Number of maize rows	6	6	8	8	10	10	12	12
Disc type	Small	Big	Small	Big	Small	Big	Small	Big
Maize header support wheel	-	-	○	○	○	○	○	○
Row guidance	○	○	○	○	○	○	○	○
Automatic floatation	-	-	○	○	○	○	○	○
Spout extension	-	-	-	-	○	○	○	○

○ Optional - Not available



Small disc for early cut success

- 650mm diameter discs are designed to cut young, short crops with flexible stems
- Optimised disc spacing for narrow rows
- Six, eight, ten and twelve row variants are available with optional row guidance
- Header feed opening matches the width of the feed rolls for smooth uniform feeding



Making light work of the tallest maize

- Large, high capacity 1350mm diameter discs are designed to cut tall, heavy crops in wide rows
- Six, eight, ten or twelve row variants are available with optional row guidance
- High velocity knives quickly and smoothly draw the stems inward to the feed rolls
- Integrated cob savers in the gathering drum minimize cob losses



Combining performance for ultimate nutrition

- Harvest maize cobs using your New Holland combine maize header
- Available in 6 - 12 row configurations
- Rigid or flip-up variants
- Stalk roller features four knives to aggressively pull down stalks of all sizes
- High throughput and quality guaranteed



Header attachment

- Use the dedicated header attachment module to ensure compatibility between the FR and combine maize and grain headers
- Compatible with a variety of headers the attachment is quick and easy to fit
- An additional feed roll maintains efficient crop flow over the extra distance between the feeder and header, for sustained performance



The energy harvest.

When high dry matter, high fibre forage is required, it's time to turn to whole crop. The nutritional value of whole crop cereal forage is well documented and can significantly enhance milk volume and quality as well as increasing live weight gain in cattle and sheep, whilst boosting your, and your customers' bottom lines. But it's not only the livestock sector that values whole crop harvesting, direct cut energy grasses such as miscanthus can be harvested and turned into precious bio-energy. Furthermore, the burgeoning biomass segment has a voracious appetite for short rotation coppice that can be transformed into energy to heat your home.



New Holland Direct cut Header

- Fixed frame, 6m direct cut header featuring 14 low profile discs for smooth crop flow
- Heavy duty, one-piece main frame ensures zero stress is transmitted to the cutting bed
- Large 825mm diameter auger quickly draws crop to the feed rolls
- In tall crops, the top cover can be raised hydraulically from the cab, to prevent grain loss



Model		600FDR
Working width	(m)	6
Auger diameter	(mm)	825
Paddle type auger		●
Number of low profile cutting disks		14
Hydraulic front lifting cover		●

● Standard



Varifeed™ flexibility

- Typical New Holland versatility allows you to fit your Varifeed combine header to your FR
- Extendible knife bed up to 575mm of travel
- Extra capacity and High capacity headers can also be fitted



Biomass harvesting

- New Holland 130FB coppice header is ideal for biomass crops such as short rotation willow coppice and poplar
- Features integrated saw blades to cut stems up to 150mm thick
- Very heavy duty design positively guides the stems into the feeder rolls
- Large diameter gauge wheels to cope with tough stubble and muddy conditions
- Requires no changes to the feed rolls or chopper drum of the FR

Model		130FB
Working width	(m)	1.3
Two cutting saw blades		●
Saw blade diameter	(mm)	760
Maximum tree thickness	(mm)	150

- Standard

Best-in-class chop quality in corn.

Quality and throughput without any compromise

The above is a bold statement, but the FR can more than live up to this title. Industry-leading HydroLoc™ technology ensures constant chop length regardless of crop type and variations in load. But quality is nothing without throughput. The FR's voracious appetite is never satisfied, and as fast as you can get the crop in it has been processed. The result? The best quality silage that facilitates digestion: both in traditional livestock stomachs and in modern biomass plants.



Uniform chopping

Possibly the strongest cutterhead in the industry. A wide range of different cutterhead configurations are available for bespoke foraging performance.

SOLUTIONS TO ALL YOUR NEEDS!
JUST CHOOSE YOUR IDEAL CONFIGURATION!

The diagram illustrates four cutterhead configurations: 2x16, 2x12, 2x20, and 2x10. A central circular graphic categorizes them into three types: CONVENTIONAL SILAGE (top), BIOMASS SILAGE (left), and SHREDDED SILAGE (right). The 2x16 and 2x20 configurations are associated with Biomass Silage, while the 2x12 and 2x10 configurations are associated with Shredded Silage. To the right of the diagram is a large yellow forager machine equipped with a cutterhead.

ActiveLOC™ technology: moisture adapted chop length

Revolutionary ActiveLOC™ technology uses real time moisture sensing in combination with pre-set chop length parameters to control the length of the chop depending on moisture content. The result: increased clamp density and improved silage quality.



High Performance at any chop length. Always.

The new High Performance feedroll module is optional on all models except the FR480 and is standard on the FR920. The benefits of the high performance module are increased daily output thanks to smoother crop intake and the system has a higher durability thanks to 22 centralised greasing points. Both standard and high performance feedrolls have the industry-leading HydroLoc™ system which enables you to precisely regulate chop length via the IntelliView™ IV monitor, on the move and from the comfort of the cab. The feeding channel is 12.5% higher to allow a wider opening between the feeding rolls, This enables higher throughput capacity.



Standard crop processing rolls

The efficient crop processing rolls utilise a proven sawtooth pattern for aggressive processing, which means virtually all kernels are cracked, making their nutritious starch content easier to digest. Available in four configurations, with between 99 – 166 teeth, with speed differential from 10 to 30%, the gap between the rolls can be calibrated using the IntelliView™ IV monitor for truly tailored processing performance.

DuraCracker™ heavy duty crop processing

The new DuraCracker™ heavy duty crop processing system has been design with reinforced frames and drives so that it can deliver outstanding processing performance. The higher intensity crop processing system has been designed to match the higher outputs of today's most powerful machines, such as the new FR920. Available in 100 and 130 teeth, with speed differential of 30 or 40%.

DuraShredder™ heavy duty crop processing

The DuraShredder™ rolls have spiral cut design, in addition to the overall heavy duty system. This new design effectively shreds the crop which results in fluffy fibres. This is responding to the latest customer requirements demanding more intensive processing of maize kernels and stover when harvesting at mid-to-long length of cuts. Available in 110 and 138 teeth, with speed differential of 30 or 40%.



Non stop performance even in toughest crop and field conditions.



MetaLoc™ machine protection

- MetaLoc™ system features six detection zones
- Feed rolls stop dead within 300 milliseconds of a detection
- Location of the foreign metal is identified on the IntelliView™ IV monitor
- Crop is automatically ejected by the power reverser
- System sensitivity can be fine tuned by the operator
- MetaLoc™ system protects your FR and your customers livestock



RockAlert system: automatic stone detection

- New RockAlert system constantly monitors the feed roll movement
- Sudden rapid vertical movement of a feed roll will trigger the system
- A detection stops the feed rolls within 300 milliseconds
- Crop is automatically ejected by the power reverser



Versatile offering to cover any customer needs.

Customers demand ultimate crop quality. The FR Forage Cruiser delivers it thanks to unparalleled processing performance. Contractors and cooperatives want to change between crops in the blink of an eye to minimise downtime. The FR delivers courtesy of industry-leading Variflow™ technology.

Models		FR480	FR550	FR650	FR780	FR920
Standard Crop processor		●	●	●	●	-
Roll diameter	(mm)	200 / 250		250		-
Two-roll system with saw tooth profile	(teeth)		99 / 126 / 166			-
Width crop processor rolls	(mm)		750			-
DuraCracker™ Heavy Duty Crop processor		○	○	○	○	●
Roll diameter	(mm)			250		
Two chrome roll system with DuraCracker™ saw tooth profile	(teeth)			100 / 130		
Two chrome roll system with DuraShredder™ spiral cut tooth profile	(teeth)			110 / 138		
Width crop processor rolls	(mm)			750		
Cutterhead number of knives	Length of cut range (mm)					
2x8	6 - 33	○	○	○	○	-
2x10	5 - 26	○	○	○	○	○
2x12	4 - 22	○	○	○	○	○
2x16	3 - 16	○	○	○	○	○
2x20	2 - 13	-	-	○	○	○

● Standard ○ Optional - Not available



Variflow™ technology

The Variflow™ system enables the operator to alter the position of the blower depending on the crop being harvested. The system features one maize and two grass settings: one for first cut, heavy silage and the second, that virtually eliminates the gap between the blower and the processor, for light second and third cut silage, as it powers these light, flyaway crops directly up the spout. In grass-mode, the blower is situated 20cm closer to the cutterhead and offers savings of up to 40hp to enhance overall machine efficiency.

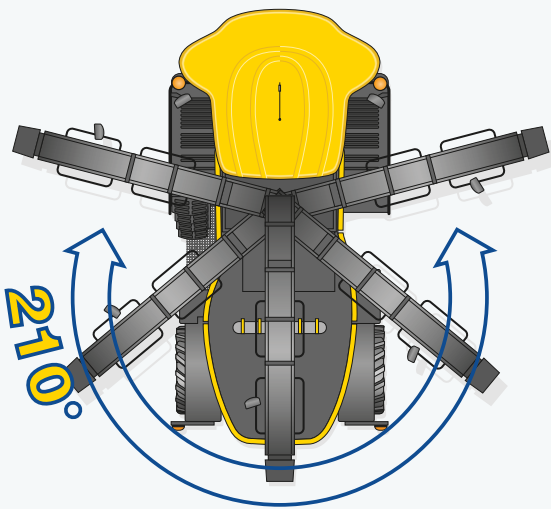
One person. Two minutes. No tools.

In under two minutes, and on your own, you can change the Variflow™ system from its maize to grass setting without the need for any tools. Furthermore, an exclusive tensioning system ensures correct belt tension in both positions so you don't need worry about it.

During extended periods of silage, or when harvesting wholecrop, you can remove the crop processor in under 20 minutes with the assistance of a dedicated winch.

Continuous crop flow.

Foraging is not a solo task, constant communication is required between the operator and the harvesting crew to ensure the entire crop is picked up and transferred to the pit. With over 210° of spout movement, unfettered, 'goldfish bowl' cab visibility and fully automatic trailer filling, as the crop flows out, the pounds will flow in.




Exceptional 210° of spout rotation

- 210° spout rotation enables trailers to be filled on both right and left sides
- Choose spout home position for safe transport
- High strength, reinforced spout design results in precise filling
- Fill the highest sided trailers thanks to a maximum 6.4m spout elevation

Precision fill direction control

Precisely control trailer filling using the fully adjustable, 330mm wide spout flap activated from the CommandGrip™ multifunction handle.



Let the FR Forage Cruiser fill the trailer for you

- Minimal operator stress with maximum accuracy
- Choose the multi-award winning 3D camera based IntelliFill™ system to automatically fill your trailer
- Industry leading trailer edge recognition technology, whatever trailer size or shape
- Automatic control of spout movement optimizes trailer filling and eliminates spillage

Cutting-edge blowing performance

- Transfer higher volumes of crop more efficiently with our most advanced blower design yet
- 40% increased mass of smooth flowing air allows higher volumes of crop transfer
- Smooth crop flow supported by an impressive crop flow stability value of 80%
- Cutting-edge technology results in reduced turbulence and greater unloading efficiency

Powerful. Respect. For you. For your farm. For the future.

The FR Forage Cruiser range benefits from the productivity enhancing features of FPT Industrial Cursor 13, 16 and V20 engines equipped with Tier 4B ECOBlue™ HI-eSCR technology on FR480 - FR650 models and Stage V ECOBlue™ HI-eSCR 2 technology on the FR780 and FR920 models. Both systems maintain the outstanding performance and fuel economy you've come to expect of the FR range. Through the Clean Energy Leader strategy, New Holland is committed to making agriculture more efficient while respecting the environment. The proven ECOBlue™ technology uses AdBlue to transform the harmful nitrogen oxides contained in the exhaust gas into harmless water and nitrogen. This after-treatment system is separate from the engine which means the engine only breathes clean, fresh air. What does this mean? Clean running power units that offer improved performance and enhanced fuel economy.

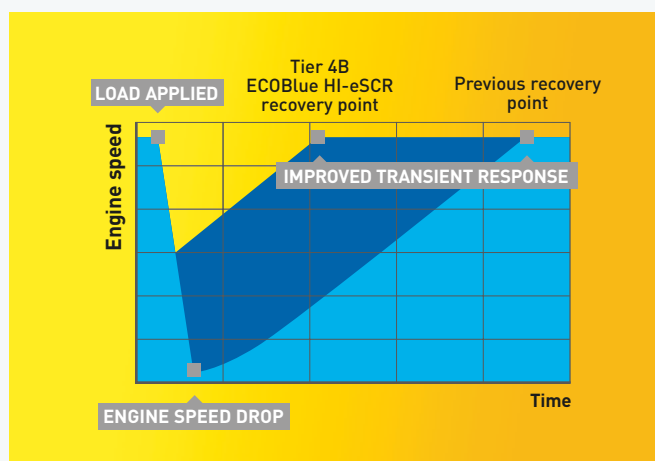
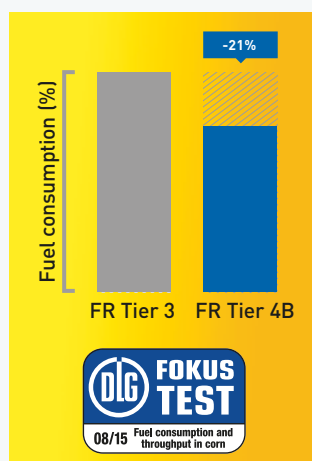


ECOBlue HI-eSCR

Forage Cruiser models	FR480	FR550	FR650	FR780	FR920
Engine	FPT Cursor 13*	FPT Cursor 13*	FPT Cursor 16*	FPT Cursor 16*	FPT V20*
Capacity (cm ³)	12900	12900	15927	15927	20100
Injection system	Common Rail	Common Rail	Common Rail	Common Rail	Common Rail
ECOBlue™ HI-eSCR system	●	●	●	●	●
Maximum engine power (1700 - 1900rpm) [kW/hp(CV)]	350/476	400/544	480/653	570/775	670/911**
Maximum Torque (Nm)	2003	2316	2751	3323	4095
Torque rise (2100 - 1500rpm) (%)	38	38	37	38	48
Approved biodiesel blend***	B7	B7	B7	B7	B7
ECO engine management mode	●	●	●	●	●
Power Cruise™ II system	●	●	●	●	●

● Standard * Developed by FPT Industrial ** Engine speed @ 1800 - 2000rpm

*** Biodiesel blend must fully comply with the latest fuel specification EN14214:2009 and operation is in accordance with operator manual guidelines



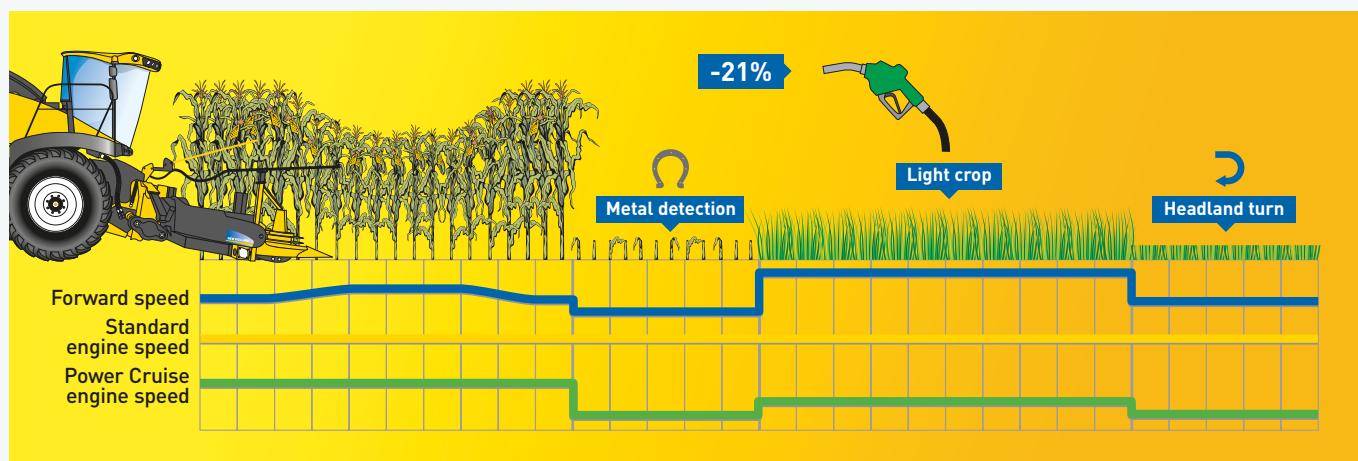
ECOBlue™ HI-eSCR technology for Tier 4B compliance

The FR650 and FR780 are powered by the 2014 Diesel of the Year engine, FPT Industrial's Cursor 16 powerplant and features Tier 4B ECOBlue™ HI-eSCR technology on FR650 and Stage V ECOBlue™ HI-eSCR 2 technology on FR780. What's more the FR650 has 5%* increased capacity while consuming 21%* less fuel than the larger predecessor FR700 model. Meaning you quite literally can do more with less.

* Refers to official DLG certified test data - maize 8mm chop length.

Transient response

Here at New Holland we're passionate about transient response. You might think what's that? Quite simply the FR range's power curve has been specifically mapped to match the precise requirements of foraging applications. When that is combined with ECOBlue™ HI-eSCR technology the FR's engine reacts quicker to changing load, so when you encounter a particularly dense area of the maize field your engine will respond in the blink of an eye so you experience zero harvesting slow-down.



Automatic working modes for the highest work rates

The FR Forage Cruiser has two driving modes: Power Cruise and ECO engine management, which can be selected independently or used in conjunction with each other. Selection is based on crop conditions and operator preference.

Power Cruise™ II system: automatically adapts engine and ground speed in relation to actual load for fuel savings of up to 15%. During periods of reduced load, during headland turns for example, engine speed is reduced to improve fuel efficiency. When throughput increases, so does engine speed to maintain a higher work rate.

ECO engine management mode: benefits from two settings, a high range where engine speed can be set between 2100 - 1950rpm, ideal for foraging grass, and a low range which spans 1850 - 1700rpm, which is perfect when working in maize. The operator sets the desired engine speed and the ECO management mode works to ensure the engine always remains fully loaded to deliver optimal operating efficiency and performance, whilst maintaining a constant forward speed. The top transport speed of 40kph can be achieved at a mere 1200rpm with 20% fuel savings and a quieter operating environment.

Efficient power transfer.

In order to get the very most out of your FR Forage Cruiser, efficient power transmission from the engine to the driven parts and ultimately to the ground is a must. The range's in-line concept and direct driveline logic guarantee this and so much more.

Heavy duty four wheel drive option

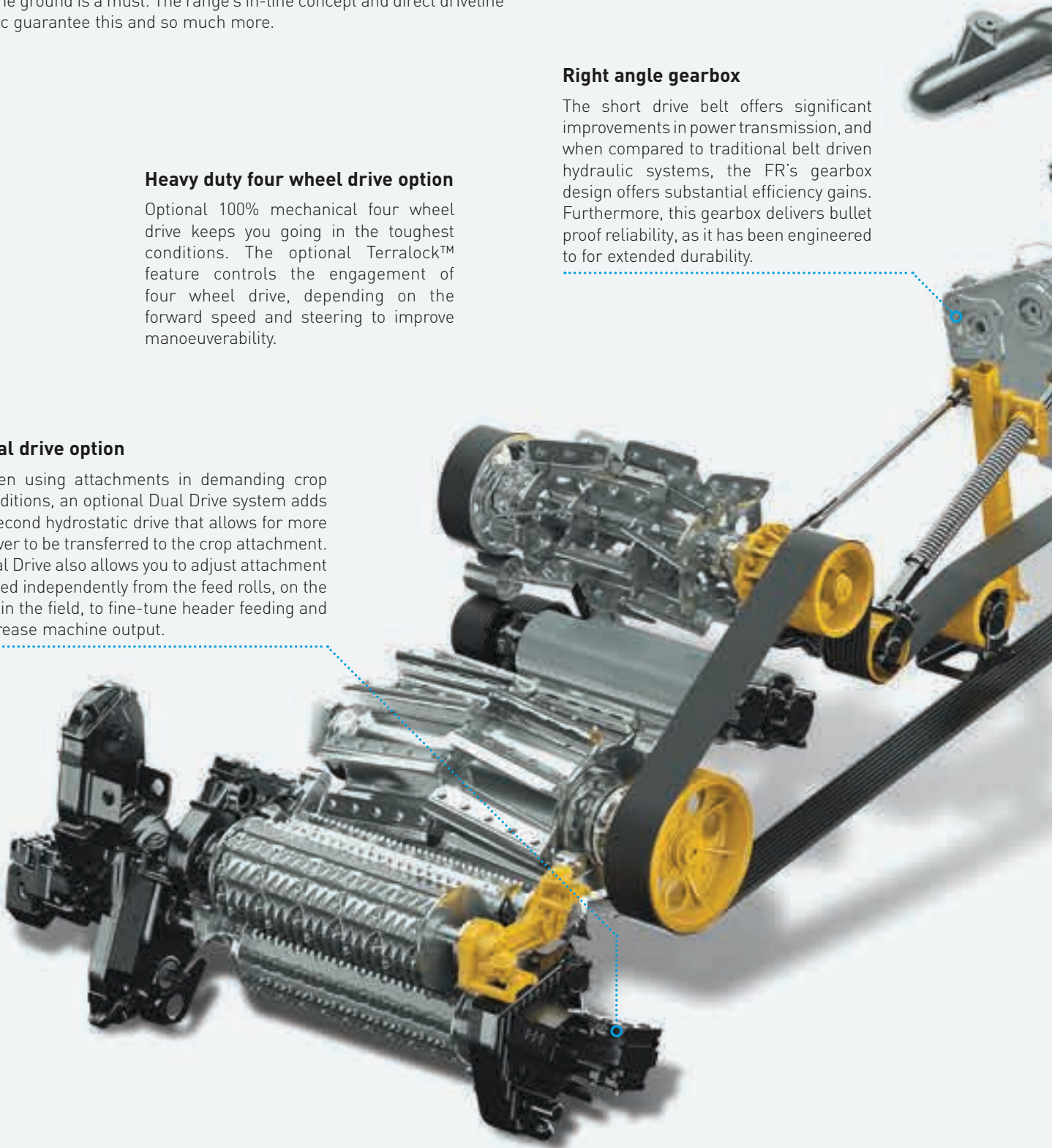
Optional 100% mechanical four wheel drive keeps you going in the toughest conditions. The optional Terralock™ feature controls the engagement of four wheel drive, depending on the forward speed and steering to improve manoeuvrability.


Dual drive option

When using attachments in demanding crop conditions, an optional Dual Drive system adds a second hydrostatic drive that allows for more power to be transferred to the crop attachment. Dual Drive also allows you to adjust attachment speed independently from the feed rolls, on the go, in the field, to fine-tune header feeding and increase machine output.

Right angle gearbox

The short drive belt offers significant improvements in power transmission, and when compared to traditional belt driven hydraulic systems, the FR's gearbox design offers substantial efficiency gains. Furthermore, this gearbox delivers bullet proof reliability, as it has been engineered to for extended durability.





Direct driveline efficiency

The single drivebelt concept has eliminated parasitic losses inherent with transfer gearbox driven systems, and transmits 100% of the power to the cutterhead, crop processor and blower for the ultimate in foraging efficiency. The FR920 is fitted with heavy duty 9HB V-belt drives to transfer every last drop of their performance.

Heavy duty driveline

The entire driveline on FR920 models has been reinforced to manage the significant power increase. All components have been reinforced in line with the updated engine output.



Vast tyre offering

- Full compatibility with super tall 710/70R42 tyres
- Choose 680/85R32 tyres to ensure compatibility with stringent, 3m transport width restrictions
- Choose super wide 900/60R38 tyres to maintain a light footprint and reduce compaction on delicate soils
- New larger steering tyre offering with tyres like 710/60R30
- Pre-drilled axles enable a centralised tyre inflation and deflation system to be easily installed



Super tight turning

- FR compact design and steering geometry enable a 55° steering angle and an impressive 6.4m turning circle.
- Excellent manoeuvrability reduces shunting and speeds up row transitions at headlands
- Tapered rear design and reduced overhang minimise damage risk from passing trailers



Long and stable

- Long 3.2m wheelbase ensures stability in field and on the road
- Road bounce is eliminated thanks to the four 250kg rear counterweights
- High ground clearance of up to 14cm more than competitor machines enables working in marginal conditions
- Go to the extreme with the optional differential lock

Spacious and quiet. Your field office.

The FR Forage Cruiser range of forage harvesters offer you a home away from home during long foraging days. The spacious cab offers unrivalled 360° visibility and you can enjoy all of that space in the peace and quiet of the near silent 76dB(A) cab. The luxurious leather steering wheel and two tone leather trimmed seats add to the exclusive, premium feel of your field office.



Easy access

Newly redesigned access steps lead to a new, larger operator platform featuring additional safety handrails.



360° panoramic visibility

- Class leading 360° visibility is possible thanks to the curved glass and sculpted side door windows
- Sculpted side-door glass allows an unobstructed line of sight to the spout tip
- Curved rear windows and narrow rear cab pillars enhance the view to the rear
- Optional panoramic electric mirrors help to cover all angles
- Choose up to three optional cameras and view through your IntelliView™ monitor



A place for everything

You now have space to store everything you need. A large compartment behind the operator is perfect for stowing away essential documentation.



Stay refreshed on the hottest days

- Keep drinks cool with the integrated fridge
- Located under the instructor seat, the fridge is fully portable
- Air conditioning comes as standard, or choose the optional Automatic Climate Control system for accurate temperature control


Please, take a seat.

New Holland brings to you the best-in class seat offering, with three different models providing you with a wide choice. All seats benefit from improved cushioning. These firmer, more durable seat cushions provide outstanding comfort whatever the terrain. A standard, full-sized upholstered instructor seat folds down to provide a work surface when not in use.



Luxury leather seat

The top of the range leather trimmed seat features all the above and extended vertical travel and automatic weight adjustment absorbs even the most severe bumps to offer the ultimate in operator comfort and style.



Standard seat

The standard wide cloth trimmed seat provides exceptional features and ensures all operators will stay comfortable throughout the longest harvesting day.

Deluxe cloth seat

The optional deluxe cloth trimmed seat with heating and active ventilation features fore/aft movement for even more comfort.

Bright lights for dark nights.

The FR Forage Cruiser lighting package has raised the lighting bar. The spread of light has been engineered for maximum visibility of the entire header and the field ahead. A dedicated light at the end of the spout offers a clear view of the trailer fill and an optional LED lighting package further enhances lighting performance. At the end of a long day, you can get out of your FR in complete safety courtesy of the entrance light, which remains on for 30 seconds, after you've switched the FR off.



The FR lighting package offers up to 20 work lights including 17 LED lights. 11 LED lights have been precision placed in the roof to ensure the perfect spread of light.



Six working lights have been placed in key working areas, including the spout, service deck and on the bumper to enhance foraging accuracy when working in low light conditions.



New undershield LED lighting package makes carrying out maintenance activities in low light levels even easier.

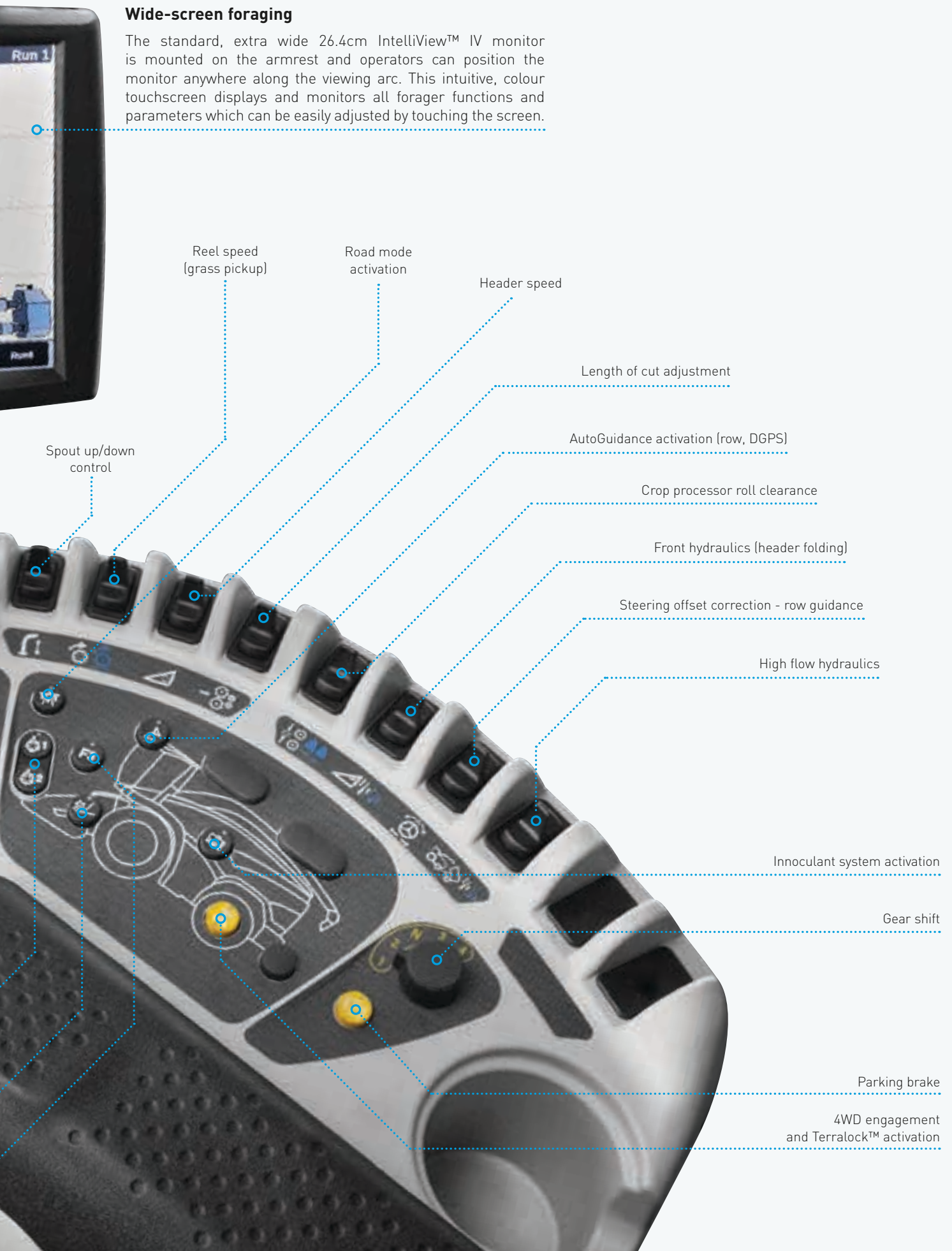
Effortlessly maximising performance.

Intelligent and intuitive automation saves time and enhances foraging performance. The CommandGrip™ multifunction lever is the primary interface that controls your FR. All key machine operating parameters can be managed including header controls, spout engagement and Power Cruise activation. The right hand console contains less frequently used functions, which are laid out in an ergonomic and logical manner. Machine functions can be analysed at a glance courtesy of the colour IntelliView™ IV monitor.



Wide-screen foraging

The standard, extra wide 26.4cm IntelliView™ IV monitor is mounted on the armrest and operators can position the monitor anywhere along the viewing arc. This intuitive, colour touchscreen displays and monitors all forager functions and parameters which can be easily adjusted by touching the screen.



Spout up/down control

Reel speed
(grass pickup)

Road mode
activation

Header speed

Length of cut adjustment

AutoGuidance activation (row, DGPS)

Crop processor roll clearance

Front hydraulics (header folding)

Steering offset correction - row guidance

High flow hydraulics

Innoculant system activation

Gear shift

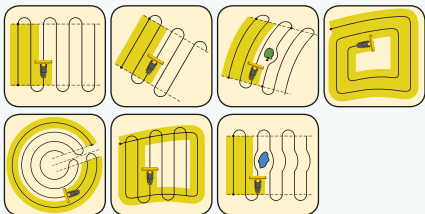
Parking brake

4WD engagement
and Terralock™ activation

New Holland PLM[®] solutions to match your needs.



All FR forage harvesters can be specified with IntelliSteer[®], New Holland's fully integrated auto guidance package. Fully compatible with the most accurate RTK correction signals, IntelliSteer can guarantee pass-to-pass and year-on-year accuracy as low as 1-2cm. A variety of guidance paths, from straight A-B runs to the most complex adaptive curves can be programmed, as well as the advanced functionality which enables operators to transfer the guidance path from the tractor to the forage for precision in-field operation. The result? Fields which are cleanly harvested, so every grain, blade of grass or kernel gets safely stored away.




A full range of guidance solutions are available from New Holland. You can even specify your new FR Forage Cruiser with fully integrated IntelliSteer[®] auto guidance direct from the factory. Fully compatible with the most accurate RTK correction signals, IntelliSteer can guarantee pass-to-pass and year-to-year accuracy as low as 1 - 2cm. Automatic row guidance for maize headers is just one of the further numerous options which are designed to increase your harvesting efficiency and productivity.



Maize guidance

Maize headers can be specified with row guidance to keep your FR perfectly on course. Two sensors continuously monitor the position of the crop entering the header, and automatically guide the machine to ensure true perpendicular entry even in poor visibility or at high speeds. The system can also be linked to a GPS positioning system, which can distinguish between cut and uncut rows, to facilitate nighttime harvesting and advanced harvesting activities such as skip row functionality to ensure your header is always 100% full, 100% of the time.



Precise yield mapping

Precise yield data is also displayed on the IntelliView™ IV monitor, thanks to sensors that are located in the feed roll linkage which analyse crop throughput; this is combined with the machine's forward speed to give accurate yield information. This data can be printed out on the on board job printer. Furthermore, it can be analysed using advanced PLM® Software to provide customers with precise yield maps to enable them to fine tune inputs to enhance future profits. This 360° service could provide your business with the competitive edge when it comes to winning valuable contracts.



Real time moisture sensing

The resistive type moisture sensing system has been calibrated for both maize and grass crops, and provides the operator with a real-time and an average moisture reading on the in-cab IntelliView™ IV monitor. This communicates with the ActiveLOC™ system, which automatically calibrates the chop length to ensure the most nutritious silage depending on the actual moisture content of every individual swath. This enables the precise application of additive, from the 400 litre tank, to ensure top quality silage and to eliminate the potentially deadly risk of mould growth.



Evo NIR On-board real time sensing

The optional new Evo NIR On-board sensor, available from Dinamica Generale, a leading sensor technology company, enables FR Forage Cruiser owners and operators to monitor and record a whole host of crop moisture and nutrient parameters in real time with outstanding accuracy. Monitored parameters include Dry Matter, Protein, Fat, Starch, Neutral Detergent Fibre (NDF) and Acid Detergent Fibre (ADF). This is ideal when producing livestock feed or when working with the biomass industry.



Telematics: manage your machine from the comfort of your office

My PLM® Connect enables you to connect to your FR and view over 74 machine parameters from the comfort of your office. The new wireless file transfer feature allows easy and secure data transfer to and from your machines. This means easier access or transfer of data such as guidance lines, boundaries, coverage maps, yield and moisture data. In short, My PLM® Connect will help you to reduce your fuel bills and improve fleet management and security in one simple package.



My New Holland

Manage your PLM applications and your entire farm operation, equipment and support through one centralized location. **MyNewHolland.com** provides the infrastructure to connect your farming operation and share information, while using My PLM® Connect telematics to manage your fleet logistics, utilization and productivity. Key My New Holland features include:

- My PLM Connect
- PLM Customer Support
- Product guides and manuals
- Warranty documents
- PLM training materials
- Frequently Asked Questions

360°: FR Forage Cruiser.

The FR Forage Cruiser range has been designed to spend more time working and less time in the yard. After all, we all know how precious time is in the field during short foraging windows. All service points are easy to access, and long service intervals mean the FR will spend more time in its natural environment: the field.

Heavy duty wear resistant plates can be fitted in the cropflow and on the full length of the spout to enhance durability when working in abrasive crops.

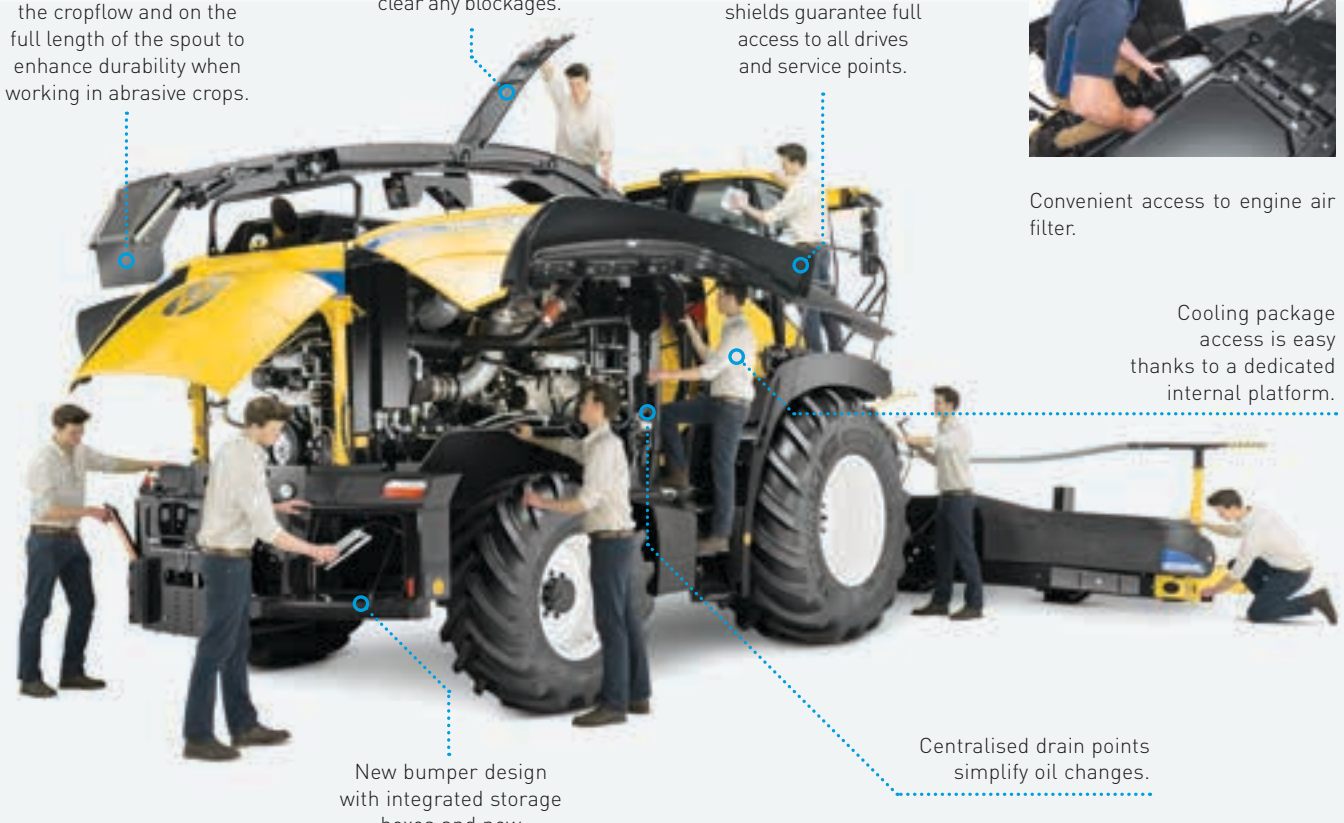
Removable panels in the spout can be easily opened to clear any blockages.

Wide opening side shields guarantee full access to all drives and service points.



Convenient access to engine air filter.

Cooling package access is easy thanks to a dedicated internal platform.



Centralised drain points simplify oil changes.

New bumper design with integrated storage boxes and new easy to install counter weights.



The fuel and 200 litre AdBlue tanks are conveniently located next to each other to facilitate simultaneous filling.



The centralised automatic greasing system is easy to access.



Dealer Installed Accessories

A comprehensive range of approved accessories can be supplied and fitted by your dealer.

New Holland Services.



Finance tailored to your business

CNH Industrial Capital, the financial services company of New Holland, is well established and respected within the agricultural sector. Advice and finance packages tailored to your specific needs are available. With CNH Industrial Capital, you have the peace of mind that comes from dealing with a financing company that specialises in agriculture.

Service Plus – because your peace of mind is priceless

Service Plus programme provides owners of New Holland agricultural machinery with repair services covering your machinery over the Manufacturer's contractual Warranty. Maximum control over operating costs, repairs completed by authorized NH Dealers using NH genuine parts, higher re-sale value of your machine, transferable coverage. You can choose from three levels of coverage:



Silver Cover - Powertrain

- The number of years of the cover: two, three, four or five years
- The number of hours of use (or number of bales for balers)
- Many other options to tailor the programme and meet your expectations

Please refer to your Dealer how to take out a Service Plus contract for your machinery

Gold Cover - Extended

Platinum Cover - Full Repair



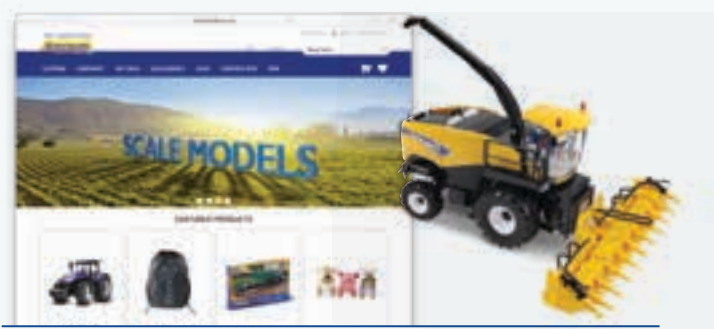
New Holland App

Product apps - iBrochure - NH Weather - NH News - Farm Genius - PLM Calculator - PLM Academy



Trained to give you the best support

Your dedicated New Holland dealer technicians receive regular training updates. These are carried out both through on-line courses as well as intensive classroom sessions. This advanced approach ensures your dealer will always have the skills needed to look after the latest and most advanced New Holland products.



New Holland Style

Want to make New Holland a part of your everyday life? Browse the comprehensive selection on www.newhollandstyle.com. A whole range of items are available including hard wearing work clothing and a vast selection of scale models, together with so much more. New Holland. As individual as you.

Forage Cruiser Models

	FR480	FR550	FR650	FR780	FR920
Engine*	FPT Cursor 13	FPT Cursor 13	FPT Cursor 16	FPT Cursor 16	FPT V20
Engine configuration and number of cylinders	In-line 6	In-line 6	In-line 6	In-line 6	V8
Capacity (cm ³)	12900	12900	15927	15927	20100
Injection system	Common Rail	Common Rail	Common Rail	Common Rail	Common Rail
Compliant with engine emissions regulations	Tier 4B / Stage 4	Tier 4B / Stage 4	Tier 4B / Stage 4	Stage V	Stage V
ECObLue™ HI-eSCR system (Selective Catalytic Reduction)	●	●	●	●	●
Gross engine power (2100rpm) - ISO TR14396 - ECE R119 [kW/hp(CV)]	320/435	370/503	440/598	530/721	610/830
Maximum engine power (1700-1900rpm) - ISO TR14396 - ECE R120 [kW/hp(CV)]	350/476	400/544	480/653	570/775	670/911**
Torque (1700rpm) ISO 14396 - ECE R120 [Nm]	1966	2247	2696	3202	3999***
Maximum Torque (1500rpm) ISO 14396 - ECE R120 [Nm]	2003	2316	2751	3323	4095
Torque rise (2100 to 1500rpm) [%]	38%	38%	37%	38%	48%
Approved biodiesel blend****	B7	B7	B7	B7	B7
Power Cruise™ II system	●	●	●	●	●
ECO engine management mode	●	●	●	●	●
Fuel consumption measuring and read-out on IntelliView™ IV monitor	●	●	●	●	●
Air compressor	○	○	○	○	●
Fuel tank					
Diesel capacity (l)	1200	1200	1200	1200	1200
AdBlue capacity (l)	200	200	200	200	200
Feeding	HydroLoc™ drive	HydroLoc™ drive	HydroLoc™ drive	HydroLoc™ drive	HydroLoc™ drive
Standard feedroll module	●	●	●	●	-
High performance feedroll module	-	○	○	○	●
Length of cut adjustment	Infinite	Infinite	Infinite	Infinite	Infinite
Number of feed-rolls (n°)	4	4	4	4	4
Feed opening width (mm)			860		
MetaLoc™ metal detection with position indication	●	●	●	●	●
Dual Drive system (header hydrostatic drive)	○	○	○	○	○
ActiveLOC™ active chop length	○	○	○	○	○
Cutterhead					
Cutterhead cylinder type			V-shaped with 2 rows of knives		
Cutterhead frame width (mm)			900		
Cutterhead cylinder width (mm)			884		
Cutterhead diameter (max / min) (mm)			710 / 690		
Cutterhead speed at 2100 engine rpm (rpm)			1130 / 1300 [2x20 knives]		
Cuts per minute (2 x 8 knives) (c/min)			9060		-
Length of cut range (2 x 8 knives) (mm)			6 - 33		-
Cuts per minute (2 x 10 knives) (c/min)			11320		
Length of cut range (2 x 10 knives) (mm)			5 - 26		
Cuts per minute (2 x 12 knives) (c/min)			13600		
Length of cut range (2 x 12 knives) (mm)			4 - 22		
Cuts per minute (2 x 16 knives) (c/min)			18100		
Length of cut range (2 x 16 knives) (mm)			3 - 16		
Cuts per minute (2 x 20 knives) (c/min)			22600		
Length of cut range (2 x 20 knives) (mm)			2 - 13		
Adjust-O-Matic™ shearbar setting	●	●	●	●	●
Automatic knife sharpening system	●	●	●	●	●
Automatic knife sharpening system with reverse drive	○	○	○	○	○
Variflow™ system					
Standard Crop processor					
Roll diameter (mm)	200 / 250	●	250	●	-
Two-roll system with saw tooth profile (teeth)			99 / 126 / 166		-
Chrome coated two-roll system with 99/126 Teeth combination	-	○	○	○	-
Width crop processor rolls (mm)			750		-
10% speed differential	○	-	-	-	-
22% speed differential	●	●	●	●	-
30% speed differential (only with 99/126 & 126/126 teeth combination)	○	○	○	○	-
60% speed differential (whole crop)	○	○	○	○	-
Roll clearance range (electro-hydraulic adjustment) (mm)			1-6		-
Manual clearance control (optional 200mm rolls)	○	-	-	-	-
Remote electro-hydraulic clearance control (250mm rolls)	●	●	●	●	-
DuraCracker™ Heavy Duty Crop processor	○	○	○	○	●
Roll diameter (mm)			250		
Two chrome roll system with DuraCracker™ saw tooth profile (teeth)			100 / 130		
Two chrome roll system with DuraShredder™ spiral cut tooth profile (teeth)			110 / 138		
Width crop processor rolls (mm)			750		
30% speed differential	●	●	●	●	●
40% speed differential	○	○	○	○	○
Roll clearance range (electro-hydraulic adjustment) (mm)			1-4		
Remote electro-hydraulic clearance control	●	●	●	●	●
Blower					
Blower rotor diameter (mm)			525		
Blower rotor width (mm)			750		
Blower speed at 2100 engine rpm (rpm)			2119		
Spout					
Spout maximum height (mm)	6400	6400	6400	6400	6400
Rotation angle (°)	210	210	210	210	210
Spout extension (10-row maize header) (mm)	720	720	720	720	720
Spout extension (12-row maize header) (mm)	-	-	1380	1380	1380
Automatic spout functions (home and work positions)	●	●	●	●	●
Spout side collision protection	●	●	●	●	●
Abrasive options	○	○	○	○	○
Spout	○	○	○	○	○
Cropflow	○	○	○	○	○
Electrical					
12 volt alternator Standard/Optional (Amps)	240	240	240	240	240
Battery capacity (CCA / Ah)	2x800 / 107	2x800 / 107	3x800 / 107	3x800 / 107	4x800 / 107

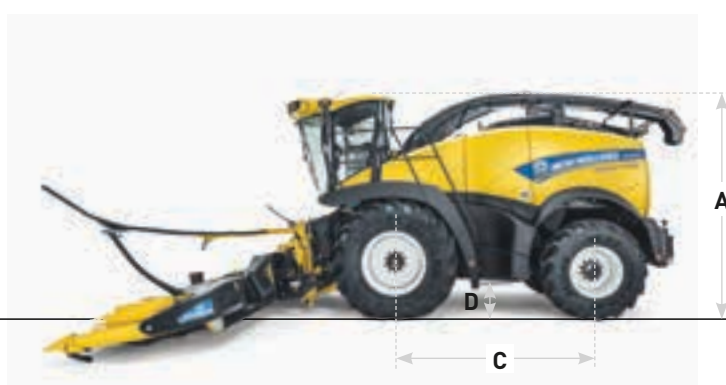

Forage Cruiser Models

	FR480	FR550	FR650	FR780	FR920
Transmission					
Hydrostatic	●	●	●	●	●
Gearbox	4-speed	4-speed	4-speed	4-speed	4-speed
Remote gearshifting	●	●	●	●	●
Differential lock	○	○	○	○	○
Standard 4WD system	○	○	○	○	-
Heavy duty 4WD system with Terralock™ traction management	○	○	○	○	○
Maximum optional road speed @ 1200rpm	(kph) 40	40	40	40	40
Header control systems					
Automatic stubble height control	●	●	●	●	●
Pressure compensation mode	●	●	●	●	●
Autofloat™ system	○	○	○	○	○
Mechanical Lateral flotation	●	●	●	●	●
Power Reverse™ hydraulic header reverser	●	●	●	●	●
Hydraulic quick coupler (single location)	●	●	●	●	●
Automatic header speed synchronisation to forward speed	●	●	●	●	●
Cab glass area	(m²) 6,8	6,8	6,8	6,8	6,8
Cab category level - EN 15695	1	1	1	1	1
LED lighting pack	○	○	○	○	○
Standard cloth trimmed seat with air-suspension	●	●	●	●	●
Deluxe cloth trimmed heated air-suspension seat with Active Ventilation	○	○	○	○	○
Leather trimmed heated air-suspension seat with Active Ventilation	○	○	○	○	○
Instructor's seat	●	●	●	●	●
CommandGrip™ Handle	●	●	●	●	●
IntelliView™ IV monitor with adjustable position	●	●	●	●	●
Reversing camera	○	○	○	○	○
Manual Air-conditioning and heating	●	●	●	●	●
Automatic climate control	○	○	○	○	○
Removable Coolbox	○	○	○	○	○
MP3 Bluetooth radio (hands free phone calls)	○	○	○	○	○
Automatic greasing system	○	○	○	○	○
Rear bumper with integrated storage boxes	●	●	●	●	●
Optimum cab noise level - ISO 5131	(dB(A))		76		
New Holland Precision Land Management systems					
My PLM® Connect Telematics	○	○	○	○	○
Guidance systems					
IntelliSteer® system	○	○	○	○	○
Automatic row guidance system for maize headers	○	○	○	○	○
IntelliFill™ system	○	○	○	○	○
Precision farming					
Optional additive tank (with adjustable flow) capacity	(l) 390	390	390	390	390
Moisture measuring	○	○	○	○	○
Yield measuring and moisture measuring	○	○	○	○	○
Evo NIR On-board sensor	○	○	○	○	○
Full Precision farming package including:					
Yield measuring and moisture measuring, DGPS yield mapping	○	○	○	○	○
PLM desktop software and software support service	○	○	○	○	○
Weight*****	(kg) 13050	13100	13550	13650	15540

● Standard ○ Optional - Not available

* Developed by FPT Industrial ** Engine speed 1800 - 2000rpm *** Engine speed at 1800rpm

**** Biodiesel blend must fully comply with the latest fuel specification EN14214:2009 and operation is in accordance with operator manual guidelines ***** Grass configuration



Dimensions

With traction wheels	680/85R32	800/70R32	710/75R34	900/60R32	710/70R42	800/70R38	900/60R38
Turning radius (m)				6,4			
A Maximum height in transport position (m)	3,86	3,74	3,77	3,76	3,84	3,82	3,84
B Maximum width - transport (m)	2,97	3,35	3,15	3,48	3,19	3,29	3,48
C Wheelbase (m)				3,2			
D Maximum ground clearance (mm)				500			

New Holland Top Service: customer support and customer information.



Top Availability

If you need information, or have an out of hours question, ring our toll-free number*. All day, every day, we are just a call away.



Top Speed

Express parts delivery: when you need it, where you need it!



Top Priority

Fast-track solution during the season: because your harvest can't wait!



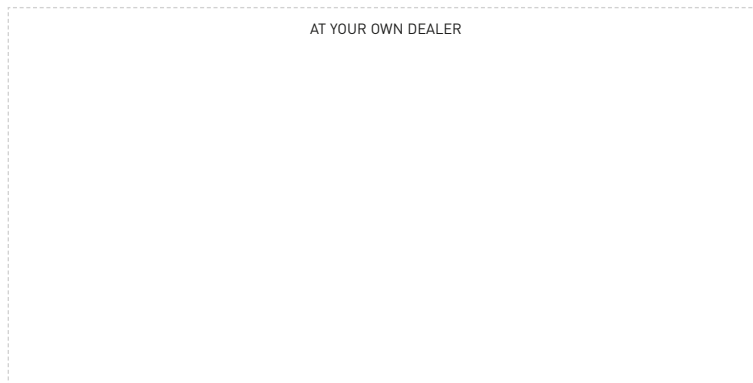
Top Satisfaction

We drive and track the solution you need, keeping you informed: until you are 100% satisfied!



For more details, ask your New Holland dealer!

* Calls to the Top Service team are free from landlines in the United Kingdom and Republic of Ireland. UK-based mobile calls are also free, but Republic of Ireland mobile users should call 01 2421881 and this will be charged at your standard network rate.



www.newholland.com/uk - www.newholland.com/ie

