

Technical sheet :

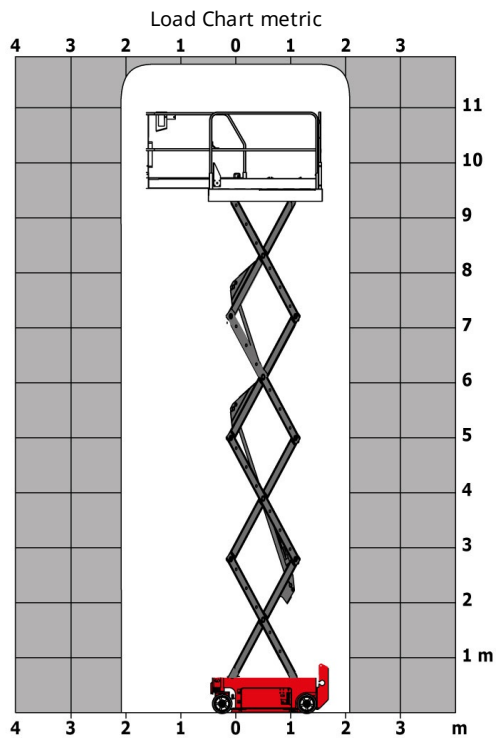
120 SE



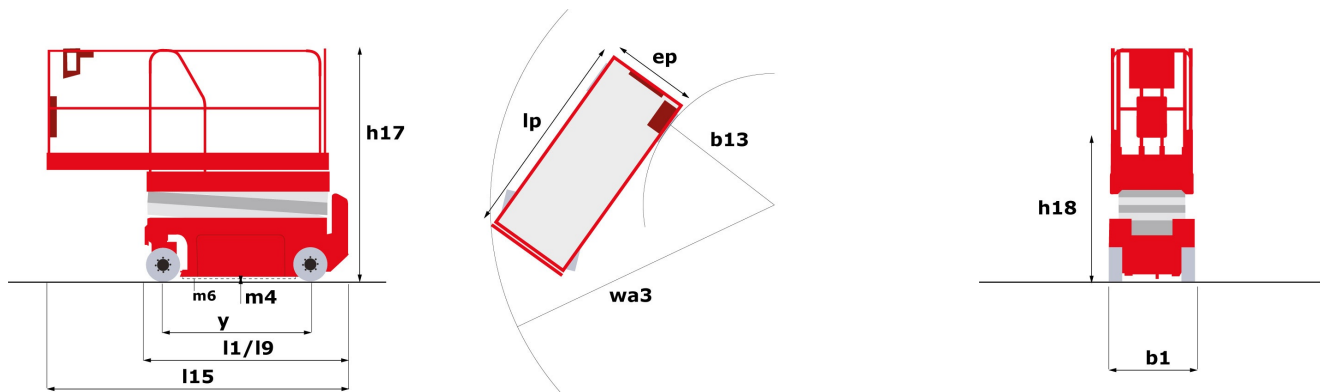
Capacities		Metric
Working height	h21	11.75 m
Platform height	h7	9.75 m
Platform capacity	Q	318 kg
Lift capacity - Extension deck		113 kg
Number of people (inside / outside)		2 / 1
Weight and dimensions		
Platform weight*		2781 kg
Platform dimensions (length x width)	lp / ep	2.26 m x 1.15 m
Platform dimensions without extension (length x width)		2.26 m x 0.81 m
Platform dimensions with extension (length x width)		3.18 m x 1.15 m
Overall width	b1	1.17 m
Overall length	l1	2.41 m
Overall height	h17	2.39 m
Overall length (stowed)	l9	2.41 m
Overall length (rails folded)		2.41 m
Overall height (stowed)	h18	1.8 m
Overall height (rails folded)		1.8 m
Overall length with extension	l15	3.33 m
Internal turning radius (over tyres)	b13	0 m
External turning radius	Wa3	2.29 m
Ground clearance	m4	0.1 m
Ground clearance with pothole guards deployed	m6	0.02 m
Wheelbase	y	1.85 m
Performances		
Drive speed - stowed		3.2 km/h
Drive speed - raised		0.8 km/h
Raise speed / Lower speed		57 s / 30 s
Gradeability		25 %
Permissible leveling		3 °
Wheels		
Tyres type		Tyres Type Non Marking
Drive wheels (front / rear)		2 / 0
Steering wheels (front / rear)		2 / 0
Braking wheels (front / rear)		2 / 2
Engine/Battery		
Electric Pump		3 kW
Battery / Batteries capacity		6 V / 225 Ah
Integrated charger (V / Ah)		24 V / 20 Ah
Miscellaneous		
Ground Pressure		9.8 daN/cm ²
Hydraulic tank capacity		17 l
Noise to environment (LwA)		70 dB(A)
Vibration on hands/arms		< 2.5 m/s
Standards compliance		
This machine is in compliance with:		European directives: 2006/42/EC- Machinery (revised EN280:2013) - 2004/108/EC (EMC) - 2006/95/EC (Low voltage)

*Varies according to options and standards of the country to which the machine is delivered

Load chart



Dimensional drawing




Equipment

Standard

- 220V predisposition in the platform
- Anti-slip platform surface
- Audible alarm and illuminated indicator lamp (leveling, overload, lowering)
- Battery charge indicator lamp
- CAN bus technology
- Dynamic hydraulic braking on front wheels
- Emergency stop button in platform and on frame
- Flashing Light
- Folding rails with half height swing gate
- Horn in the platform
- Hour meter
- Integrated charger
- Integrated diagnostic assistance
- LED Work Lights
- Manual emergency lowering
- Multi-voltage integrated charger
- Non-marking rubber tyres
- Platform access gate
- Pothole protection with automatic operation
- Rear wheel multiple disc brakes
- Swing out component trays

Optional

- Air predisposition
- Beep on every movement
- Biodegradable oil
- Low temperature cut out module
- Low temperature thermostat
- Platform power supply (plug + differential circuit breaker)
- Safety harness



Siège Social
430 rue de l'Aubinière - 44150 Ancenis Cedex - France
Tel: +33(0)2 40 09 10 11 - Fax: +33 (0)2 40 09 10 97
www.manitou.com



This brochure describes versions and configuration options for Manitou products which may be fitted with different equipment. The equipment described in this brochure may be standard, optional or not available depending on version. Manitou reserves the right to change the specifications shown and described at any time and without prior warning. The manufacturer is not liable for the specifications given. For more information, contact your Manitou dealer. Non-contractual document. Product descriptions may differ from actual products. List of specifications is not comprehensive. The logos and visual identity of the company are the property of Manitou and may not be used without authorisation. All rights reserved. The photos and diagrams contained in this brochure are provided for information only.

MANITOU BF SA - Limited company with board of directors - Share capital: 39,668,399 euros - 857 802 508
RCS Nantes