

HONDA
The Power of Dreams

ATV & UTV RANGE



GET IT DONE

ALL TERRAIN TAMED WITH A **HONDA**



04 HONDA TECHNOLOGY CONTENTS 05 HONDA QUALITY & WARRANTY
06 CHOOSING THE RIGHT MODEL / 08 AUTHORISED DEALERS / 09 EASI TRAINING / 10 UTV RANGE
12 PIONEER 700-2 (UTV) / 14 PIONEER 700-4 (UTV) / 16 ATV RANGE / 18 FOURTRAX 250 2wd
20 FOURTRAX 420 4wd / 22 FOURTRAX 420 DCT 4wd / 24 FOREMAN 500 4wd / 26 FOREMAN 500 DCT 4wd
28 RINCON AT 4wd / 30 SPORTRAX 90 2wd / 32 GENUINE HONDA ACCESSORIES
34 TECHNICAL SPECIFICATIONS / 38 TECHNOLOGY GLOSSARY / 39 USEFUL TECHNOLOGY

Find out more at www.honda.co.uk/atv



BUILT BETTER

TO LAST LONGER

So, what makes Honda ATVs and UTVs so good?

Near the small town of Timmonsville, USA, is **Honda of South Carolina Manufacturing Inc (HSC)**, one of our 14 specialist factories located in North America. Over 650 Honda Associates manufacture and assemble our ATV and UTV range at the 615-acre site, with many employees using a Honda for both work and leisure – making the product not just a job, but also a way of life.

Uniquely, all research and product development takes place at either HSC, or at the Honda Car R&D facility in Ohio, where using computer aided modeling and advanced car design software, our engineers have been able to test and improve model features such as rack weights, ride dynamics and ergonomics – producing a lighter, stronger product.

All frames, bodywork, fuel tanks and engine castings are fabricated on-site, and with up to 68 model variations constructed at HSC, nearly every model that comes off the production line differs from the one before. But for each model, the emphasis remains the same, it has to offer **durability, quality** and **reliability** with the over-arching principle of safety for all those involved. Our vision has always been to be a company that society wants to exist, even at manufacturing level. It's what drives us to remain a leader in the industry, whilst having a positive impact both globally and locally, from South Carolina to South Wales and everywhere else Hondas are relied upon day in, day out.



QUALITY

YOU CAN COUNT ON

Our ATV and UTV range are relied upon daily for an almost infinite variety of tasks, by all kinds of users. Like you, they demand complete reliability, unrivalled performance and a solid build. Which is why we offer a 2 year manufacturer's warranty* with all of our ATV and UTV models as standard.

Whether you're using it for farming, gamekeeping, forestry, equestrian or snowclearing; your Honda will quickly become an essential part of your daily routine. You'll rely on it in all weathers, on all terrain and for an amazingly wide range of jobs.

So a problem with your new ATV or UTV is the last thing you'll want, but with Honda's reputation for reliability, it's also the last thing you can expect.



*Subject to following the service schedule, 2 year warranty applies to domestic and commercial use. 3 month warranty for competitive and race use.

YOUR HONDA

CHOOSING THE RIGHT ATV FOR YOU

You may already know which ATV model is right for you. But if you're still deciding, it's best to consider how your ATV will actually be used. Keeping in mind over what type of terrain, and for what tasks will help you decide which one is best for you. Here's a little more information to help you decide.

CHOOSING YOUR **SUSPENSION**

Each ATV model in our range features **independent front suspension**, but when it comes to the rear suspension there are two types of models to choose from. It's not a matter of one being better than the other, but one may suit your needs a little more than the other.

Swingarm Rear Suspension

An excellent choice for riders looking for a hard-working ATV with plenty of towing capability. A solid locked rear-axle with an optional trailer hitch accessory which bolts directly to the axle housing, means the swingarm design is simple and durable, and has been a proven mainstay of Honda ATVs over the decades.

- **Bolts direct to axle housing** / Less body squat when towing
- **Rigid locked rear axle** / Solid tow hitch capability



Independent Rear Suspension (IRS)

A smart choice for ATV riders who spend long days in the saddle, especially on tough or unpredictable terrain. Each wheel moves independently, so you get a smoother ride. As an added bonus each tyre remains in optimal contact with the ground, so in certain circumstances you can get superior traction from the rear wheels.

- **Longer travel shock absorption** / More comfort & ground clearance
- **Improved tow capacity** / Pull up to an impressive 600kg*

Note: IRS is standard on all UTV models.

*Towing capacity varies by model, please refer to the specifications on page 36-39.



CHOOSING YOUR **TRANSMISSION**

There are four different transmission options to choose from within our ATV range, as well as Power Steering on certain models. All of which have their specific benefits depending on how, and where, you will mostly be using your ATV.



Manual

With manual shift gear changes and an automatic clutch mechanism, nothing can match a traditional manual transmission ATV in terms of simplicity. So it makes this an ideal transmission for riders who use their ATVs day in, day out on a variety of tasks.



Electric shift program (ESP)

With its automatic clutch, ESP lets you quickly and easily shift between gears with a pair of handlebar-mounted buttons, for added convenience in tough, muddy conditions.



Automatic (AT)

Standard on UTV models – This effortless three-speed drive system is based on the technology in modern automatic cars, providing seamless acceleration on any terrain.



Dual Clutch Transmission (DCT)

Using two clutches, DCT models combine the strength of a manual transmission with the convenience of an automatic. The smooth shifts, excellent control and true engine braking it provides can be a real advantage in technical conditions.



Power Steering (PS)

Optimised to reduce steering effort and kickback through the handlebar, PS offers added comfort and control – ideal for those who spend long hours in the saddle.



TRUST

THE TRUE ATV & UTV EXPERTS



You deserve complete confidence that you've made the right choice, long after you've made the purchase. That's why we appoint our Honda Authorised Dealers with as much care as we build into our products.

£ SALES

Our Authorised Dealers not only feature a comprehensive display of Honda products to see and touch, but they know our product range inside-out. Every one follows an extensive Honda training programme with regular refresher courses – so you can trust in their valuable advice and experience to help you choose the product that's just right for you.

🔧 SERVICE

As well as offering the highest levels of after-sales service, our Authorised Dealers' factory trained technicians perform a full Pre-Delivery Inspection (PDI) on every machine, and are fully equipped to keep your product in peak condition with cost-effective servicing. Of course, you can also be assured that only high quality, genuine Honda parts are used, with access to our next day^{††} delivery service for fast and efficient turnaround.

★ EXPERTISE

Our Authorised Dealers are true experts in their field, often with years of first-hand experience under their belt. In fact, their knowledge and experience plays an important role in making sure that our Research and Development team is given feedback from our customers, so we can ensure that new and improved models continue to meet your future needs too.

[†] Charged at local rate from landlines.
^{††} Next day delivery of UK stocked parts, ordered before 5pm.

Call **0345 200 8000**[†]
 and we'll find your closest
 Honda Authorised Dealer.

RIDE SAFELY

COMPLIMENTARY RIDER TRAINING

At Honda we take rider safety very seriously indeed. Which is why an EASI Rider Course[®] is included with every new Honda ATV or UTV at no cost.

Your Honda Authorised Dealer will register you for your course. It's worth it as it can qualify in risk assessments for PUWER or HSE requirements!

For commercial users HSE risk assessments may require further training, such as through Lantra, or as part of your tractor loading / towing course.

To ensure you get the most from your Honda safely, we would encourage you to take approved training. Information on basic and advanced training courses is available from EASI.

Call **01273 494128** or visit www.quadsafety.org



ALL CHALLENGES
OVERCOME

WITH THE HONDA **UTV** RANGE



**CARRY A FULL
BED OF CARGO,
AND AN EXTRA
PAIR OF HANDS**



PIONEER 700-2

THE VERSATILE WORKMATE

Our Pioneer 700-2 UTV is powerful, incredibly versatile and built to tackle the toughest jobs and cover the most demanding terrains.

Drawing upon all of our experience and expertise in designing class-leading ATVs; the Pioneer 700-2 can carry two people – perfect for those times when you need an extra pair of hands on the job. Its 675cc liquid-cooled engine is rubber mounted for less cabin vibration and fuel-injected for all-weather starts. Its tilting cargo bed can carry up to 386kg and its impressive 680kg tow capacity allows you to haul more, go further and get more done whilst offering all of the comfort, fuel-efficiency and build quality you would expect from a Honda.

KEY SPECIFICATION FEATURES:

- **Fuel-injected 675cc OHV single-cylinder engine** / For all-weather starts
- **Independent front & rear suspension** / For superior handling and comfort
- **Tilt bed with smart hydraulic assist strut** / Unload the cargo bed with ease
- **Three-speed auto transmissions** / Provides true engine braking
- **680kg towing capacity** / Makes light work of pulling a heavy load
- **386kg cargo bed capacity** / Saving valuable time and effort

Pioneer 700-2 2/4wd

- Auto** Three speed **automatic** transmission gives seamless acceleration over any terrain.
- Differential Lock** provides additional traction in slippery conditions, with the push of a lever.
- Independent Rear Suspension (IRS)** for improved comfort, traction and load handling capability.



PIONEER 700-4

THE ULTIMATE TEAMWORKER

Built to get those really big jobs done, our Pioneer 700-4 UTV can carry up to four people thanks to its industry-exclusive QuickFlip® seating system.

Featuring all of the clever innovation of our 700-2 model (see page 12), the versatile Pioneer 700-4 has the added ability to switch between carrying one passenger with full cargo bed capacity and tipping function – to two or three passengers, depending on the task at hand. Its innovative and durable QuickFlip® rear seats fold flat into the cargo bed independently and pop-up in an instant whenever you need them.

KEY SPECIFICATION FEATURES:

- **QuickFlip® Seating** / Flip with ease between two, three or four seats
- **Fuel-injected 675cc OHV single-cylinder engine** / For all-weather starts
- **Independent front & rear suspension** / For superior handling and comfort
- **Tilt bed with smart hydraulic assist strut** / Unload the cargo bed with ease
- **Three-speed auto transmissions** / Provides true engine braking
- **680kg towing capacity** / Makes light work of pulling a heavy load
- **386kg cargo bed capacity** / Saving valuable time and effort

Pioneer 700-4 2/4wd

Auto Three speed **automatic** transmission gives seamless acceleration over any terrain.

Differential Lock provides additional traction in slippery conditions, with the push of a lever.

Independent Rear Suspension (IRS) for improved comfort, traction and load handling capability.

1. FULL CARGO BED



2. ONE REAR SEAT



3. TWO REAR SEATS



ALL GROUND
COVERED

WITH THE HONDA **ATV** RANGE





2WD



WITH ECONOMICAL PERFORMANCE AND AGILE HANDLING, GETTING THINGS DONE HAS NEVER BEEN EASIER

FOURTRAX 250

THE NIMBLE WORKMATE

The easy riding Fourtrax 250 combines agility and economy with the solid build and features found in our larger ATVs.



Whether you're working around the yard or out in the fields, the compact Fourtrax 250 makes light work of everyday tasks and is ideal for carrying out light or medium-duty jobs on flat or undulating land, with capable power and real efficiency delivered by its 229cc engine.

KEY SPECIFICATION FEATURES:

- **Longitudinally mounted engine** / Delivers smooth power to the rear wheels
- **Multi-function LCD display** / Provides the driver with key drive information at a glance
- **Compact dimensions** / Offer light and agile handling
- **Sealed hydraulic front drum brakes** / Gives progressive stopping power
- **Automatic clutch with low engagement point** / For fast, easy gear shifting




Fourtrax 250 2wd

-  **2-wheel drive** model offering light, responsive and agile handling for everyday tasks.
-  **Manual** 5-speed transmission with automatic clutch and low-rpm engagement point for excellent control and towing capability.

Fourtrax 250 ES 2wd

As Fourtrax 250 2wd (above) +

-  Handlebar mounted Electric Shift Program (ESP) for quick push-button gear selection.



4WD

Available in **Green***

*Specific models only

**A TRUE, MID-SIZED
ALL-ROUNDER WITH
CLASS-LEADING
POWER & EFFICIENCY**



FOURTRAX 420

THE UK'S BEST SELLING ATV

Powerful, efficient and compact, with excellent agility and towing capability. Fourtrax 4wd models are perfectly engineered to tackle the most demanding of conditions.

Optimised with Computer Aided Design (CAD) to deliver best-in-class handling and all day comfort – the versatile Fourtrax 4wd really sets the standard, making daily tasks both easier and more enjoyable. Its rugged utility styling and tough double-cradle chassis offer exceptional durability and handling.

KEY SPECIFICATION FEATURES:

- **420cc fuel injected liquid cooled engine** / Delivers both economy and performance
- **Longitudinal mounted engine** / Delivers smooth power to rear wheels
- **190mm hydraulic front disc brakes** / Gives progressive stopping power
- **Thicker, softer seat cushion** / For added comfort during long hours in the saddle
- **Multi-fuction LCD display** / Provides the driver with key information at a glance
- **Pre-load adjustable front & rear suspension** / Tailor ride to the terrain and conditions
- **Large radiator with cooling fan** / Optimum engine cooling under heavy workload
- **Enhanced body panels** / Gives added protection from dirt and debris
- **Reverse parking lever** / For intuitive, simplified operation



Fourtrax 420 4wd

2/4 Traxlok® allows you to quickly switch between the 'go-anywhere' traction of 4wd and the increased manoeuvrability and lighter steering of 2wd.

5 Manual 5-speed transmission with automatic clutch and low-rpm engagement point for excellent control and towing capability.

AP AP Suretrac™ torque-sensitive limited-slip differential for extra grip in slippery conditions.

Fourtrax 420 PS 4wd

As Fourtrax 420 (above) +

PS Power Steering (PS) to greatly reduce steering effort and kickback through the handlebar.

Fourtrax 420 ES 4wd

As Fourtrax 420 +

ESP Handlebar mounted Electric Shift Program (ESP) for quick push-button gear selection.

For more information on Honda ATV technologies see **page 38**



**ENJOY FAST,
SMOOTH GEAR
CHANGES WITH
DUAL CLUTCH
TRANSMISSION**



FOURTRAX 420 DCT

THE ADVANCED MID-SIZE ATV



For simple usability and a rewarding ride, the Fourtrax DCT 4wd models really set the standard with greater fuel efficiency and automatic shifting.

With new levels of rider centred technology, and a powerful yet frugal fuel injected, liquid cooled 420cc OHV engine – the Fourtrax 420 DCT offers outstanding levels of performance, handling and durability. Yet it also ensures exceptional economy, responsive power and easy starts that you can count on in any weather. Our fuel efficient, advanced **Dual Clutch Transmission (DCT)** has been tried and tested on Honda's market leading motorcycles for many years, allowing riders to quickly shift between gears with smooth ESP control, or opt for an auto-shifting mode. Either way, the Fourtrax 420 DCT delivers fast, efficient transmission to cover even the most challenging land with ease.

KEY SPECIFICATION FEATURES:

- **Independent double wishbone front suspension** / Adds comfort and aids steering
- **Large radiator with cooling fan** / Optimum engine cooling under heavy workload
- **Intuitive reverse/parking lever** / For simplified operation
- **Axle mounted heavy duty trailer hitch*** / Provides a versatile 385kg towing capacity
- **Enhanced body panels** / Gives added protection from dirt and debris

*Available on TRX420FA2 only

Fourtrax 420 DCT PS 4wd

2/4 Traxlok® allows you to quickly switch between the go-anywhere traction of 4wd and the increased manoeuvrability and lighter steering of 2wd.

DCT Choose between push button ESP or our unique five-speed Dual Clutch **auto-transmission** for seamless acceleration over any terrain.

AP Suretrac™ torque-sensing limited-slip differential offering maximum traction.

Power Steering (PS) to greatly reduce steering effort and kickback through the handlebar.

Fourtrax 420 DCT IRS PS 4wd

As Fourtrax 420 DCT PS (above) +

Independent Rear Suspension (IRS) for improved comfort and traction.



4WD

Available in **Green***

*Specific models only



**A HARD HITTING
ATV DESIGNED
TO MAKE TOUGH
WORK EASY**

FOREMAN 500

THE ALL-ROUND WORK HORSE

Big loads, long days – no problem. The Honda Foreman is built to deliver solid handling and powerful performance with renowned durability, whatever the conditions.






With huge low down torque delivered by a fuel efficient liquid cooled 475cc engine, and its computer engineered chassis providing smooth, sure footed handling, the Foreman truly is a joy to ride. Its thick padded saddle makes it easier to tackle a long day out in the field, and the unique Honda TraxLok® allows switchable 2/4wd and push-button full differential lock to give improved traction, even in deep mud.

The PS and IRS models offering reduced steering effort and kickback, or greater ground clearance and shock absorption respectively, allow you to choose a model to suit your particular needs and working environment.


KEY SPECIFICATION FEATURES:

- **475cc liquid-cooled 4-stroke engine** / Delivers powerful torque and efficiency
- **Oil cooler with cooling fan** / Allows for low RPM, high load work
- **Programmed Fuel Injection** / Delivers seamless performance even in cold weather
- **Wide gear ratios** / Gives plenty of pulling power and true engine braking


Foreman 500 All models have the below features:

-  **TraxLok®** allows you to quickly switch between tough 4wd and the lighter steering of 2wd.
-  **Manual 5-speed transmission** with automatic clutch for excellent control and towing capability.
-  **Differential Lock** provides push-button additional traction in slippery conditions.
-  **Preload rear suspension** allows the rider to adjust the ride to suit the load, task and conditions.
-  **Power Steering (PS)** to greatly reduce steering effort and kickback through the handlebar..

Foreman 500 IRS PS As Foreman (above) +

-  **Independent Rear Suspension (IRS)** for improved comfort, traction and load handling capability.

Foreman 500 ES PS As Foreman (top) +

-  **Handlebar mounted Electric Shift Program (ESP)** for quick push-button gear selection.



4WD

**THE FOREMAN DCT
UNITES DURABILITY,
PERFORMANCE,
AND COMFORT**



FOREMAN 500 DCT

THE POWERFUL 'DO IT ALL' ATV



With long travel independent suspension and huge load carrying capacity, the Foreman DCT models are engineered to be the most comfortable and capable ATVs ever.

Work smarter, not harder with a Foreman DCT. Built around a solid chassis offering class leading handling, and fitted with IRS and pre-load adjustable twin rear shocks (giving 216mm travel), it'll smoothly tackle the toughest terrain. Its powerful engine delivers huge torque and our **Dual Clutch Transmission (DCT)** provides smooth shifts and excellent control. Its optimised shift mapping increasing fuel efficiency, while the optional power steering model means you can enjoy hours in the saddle without fatigue.

KEY SPECIFICATION FEATURES:

- **High output headlight (with independent on/off switch)** / Increased rider visibility
- **475cc liquid cooled twin-spark 4-stroke engine** / Increases torque and efficiency
- **Pre-load adjustable twin shock absorbers** / Provides a smoother, controlled ride
- **Thicker, softer seat cushion** / Added comfort during long hours in the saddle

Foreman 500 DCT IRS PS 4wd

2/4 Traxlok® allows you to quickly switch between the go-anywhere traction of 4wd and the increased manoeuvrability and lighter steering of 2wd.

DCT Choose between push button ESP or our unique five-speed Dual Clutch **auto-transmission** for seamless acceleration over any terrain.

Differential Lock provides push-button additional traction in slippery conditions.

Hi/Lo **Hi/Lo Gear Range** selector delivers unparalleled low-down load pulling power – up to 600kg.

Independent Rear Suspension (IRS) for improved comfort, traction and load handling capability.

Power Steering (PS) to greatly reduce steering effort and kickback through the handlebar.



4WD



WORKING LARGE AREAS OF LAND HAS NEVER BEEN EASIER, OR FASTER

RINCON^{AT}

THE HIGH-PERFORMANCE ATV








The Rincon AT combines all the performance and agile handling of a sports ATV, with the efficiency and work capability of a utility machine.

With a twin-spark cylinder head on its 675cc engine, and smooth automatic transmission, the Rincon AT delivers greater torque and up to 30% improvement in fuel efficiency – giving you seamless power, acceleration and sure footed traction over any terrain, with the advantage of true engine braking. Independent suspension (front and rear) and Maxxis tyres ensure the performance is matched with complete control and comfort to help you work easier, for longer. Put simply, the latest Rincon takes everything in its stride.

KEY SPECIFICATION FEATURES:

- **675cc liquid cooled twin-spark 4-stroke engine** / Increased torque and efficiency
- **Oil cooler with cooling fan** / Allows low RPM, high load work
- **PGM-FI Fuel Injection** / Seamless performance in extreme weather or at high altitude
- **Multi-function LCD Display** / Providing speed, trip and fuel information at a glance
- **Electric start and 'in gear' start mechanism** / Easy starting in any conditions
- **A powerful 12v DC outlet** / Greater electrical power for running accessories

Rincon AT 4wd

-  **Traxlok®** allows you to quickly switch between the go-anywhere traction of 4wd and the increased manoeuvrability and lighter steering of 2wd.
-  Three speed **automatic** transmission gives seamless acceleration over any terrain.
-  Handlebar-mounted **Electric Shift Program (ESP)** gives smooth and quick, push-button gear shifting.
-  **AP Suretrac™** torque-sensitive limited-slip differential for extra grip in slippery conditions.
-  **Independent Rear Suspension** allows the rider to adjust the ride to suit the load, task and conditions.



**THE SAFE WAY TO
LEARN THE SKILLS
OF ATV RIDING**



SPORTRAX90

THE PERFECT INTRODUCTION

Our smallest model brings all the enjoyment of ATV riding to younger riders[†], yet incorporates the safety and build quality you expect to find on a full-sized Honda ATV.

The 86cc Sportrax 90 is packed with specifically designed features that makes it safer and easier for young riders[†] to learn and develop their riding skills. The ride is pure Honda, just smaller – with nimble and well balanced handling thanks to a sports ATV derived rear swingarm and independent suspension up front. Great touches like key-start ignition, short-reach brake levers and sharp styling will keep any young rider smiling for longer.

KEY SPECIFICATION FEATURES:

- **Independent suspension** / Improved comfort and control for younger riders
- **Short-reach front brake lever** / Greater safety for smaller hands
- **Automatic clutch** / Makes take-off and shifting a breeze
- **Tough skid plate and centre mud guards** / Gives better protection
- **Adjustable throttle limiter** / For safer learning

[†] The Sportrax 90 is recommended only for riders **12 years** of age and older.



Sportrax 90 2wd

2wd 2-wheel drive offering light and responsive handling, perfect for learning to ride.

Manual 4-speed transmission with automatic clutch excellent for young riders to learn gear shifting.

GENUINE HONDA ACCESSORIES

ATV models

Protect your investment and make it even more versatile with these Honda Genuine ATV Accessories. Enjoy the benefits of exact factory specifications ensuring a precise fit, superior function and integrated design, all specifically built and tested to the same rigorous standards as our ATVs.





BODY PANEL KITS

Make your ATV more discreet against the landscape with green body panels, available for selected models. Consult your Honda ATV Authorised Dealer for details and availability.

E



- A Soft cargo bag (Rear)
- B Frame skid plate
- C Front A-arm guards
- D Rear A-arm guards
- E Outdoor body cover



2WD MODELS

4WD MODELS

	Fourtrax 250	Fourtrax 420		Foreman 500		Rincon
	TRX250 TM/TE	TRX420 FM1/FM2/FE1/FA2	TRX420 FA6	TRX500 FM2/FE2	TRX500 FM6/FA6	TRX680 FA

LUGGAGE & CARRYING ACCESSORIES

08L56-HN8-100C / Fender bag		✓	✓	✓	✓	
08L56-ATV-800 / Soft cargo bag (Rear)	✓					✓
08L52-HN8-800B / Hard cargo box (Rear) 120L						✓
08L72-HR4-A20 / Pocket side net		✓		✓	✓ ‡	

PROTECTION ACCESSORIES

08P70-HR3-620 / Front A-arm guards		✓				
08P71-HR3-A20 / Front A-arm guards						
08P71-HR6-A60 / Front A-arm guards			✓	✓	✓	
08P70-HR6-A60 / Rear A-arm guards			✓		✓	
08P74-HR6-A60 / Frame skid plate		✓	✓	✓	✓	
08P72-HR6-A60 / Rear frame skid plate			✓		✓	
08P71-HR3-620 / Rear swing arm guard		✓		✓		
08P72-HR3-620 / Front bumper		✓	✓	✓		
08P53-HN8-100 / Front bumper						✓
08P73-HR6-A60 / Rear bumper			✓		✓	

MISCELLANEOUS ACCESSORIES

08L90-ATV-800 / Tow ball	✓	✓	✓	✓	✓	✓
08T50-ATV-800 / Heated grips kit						✓
08Z01-HR3-G20 / Accessory sub harness		✓ †	✓ †	✓ †	✓ †	
08U70-HR3-A20 / Kit accessory socket		✓ ○	✓ ○			
08P34-ATV-800 / Outdoor body cover	✓	✓	✓	✓	✓	✓

○ Also requires 08Z01-HR3-G20

† Required for accessory socket

‡ Excludes TRX500FA5, FA6 and TRX500FE1

▲ Requires sub harness 08Z01-HR3-A20

Please consult your **Honda ATV Authorised Dealer** for specific requirements and availability of accessories.

JUNIOR**Sportrax 90**

TRX90

Junior/Fun ATV

Engine Size	86cc
Engine Type	Air-cooled, wet-sump, transverse mounted SOHC 4-stroke single cylinder
Bore x Stroke	47.0mm x 49.5mm
Fuel System	Piston valve, 16mm throttle-body
Ignition	CDI
Starter	Electric
Gears	Four-speed
Transmission	Manual shift, automatic clutch
Drive	2wd O-ring sealed chain
Power Steering	–
Front Suspension	Independent
Rear Suspension	Swingarm with single shock
Adjustable Pre-load	–
Suspension Travel	Front: 66mm (2.6") Rear: 66mm (2.6")
Front Brakes	110mm dual sealed mechanical drums
Rear Brake	140mm sealed mechanical drum
Tyres	Front: 20 x 7-8 Rear: 19 x 8-8
Dimensions	L: 1489mm W: 1894mm H: 1927mm
Wheelbase	983mm
Seat Height	660mm
Ground Clearance	99mm
Min. Turning Radius	2530mm
Fuel Capacity	6.3L, incl. 1L reserve
Rack capacity	N/A
Towing capacity	N/A
Dry weight	114kg
Colours	Red

FOURTRAX (2WD MODEL)**Fourtrax 250**

TRX250TM, TRX250TE (ES)

Light work ATV

229cc
Air-cooled, wet-sump, longitudinally mounted OHV 4-stroke single cylinder
68.5mm x 62.2mm
Piston valve, 22mm throttle-body Constant Velocity
CDI
Electric with auxiliary recoil
Five forward gears plus reverse
Auto clutch with manual or electric shift (ES model)
2wd Direct rear drive-shaft
–
Independent double wishbone
Swingarm with single shock
–
Front: 130mm (5.1") Rear: 125mm (4.9")
Dual hydraulic drums
140mm sealed mechanical drum
Front: 22 x 7-11 Rear: 22 x 10-9
L: 1905mm W: 1034mm H: 1069mm
1130mm
792mm
150mm
2590mm
6.3L, incl. 2.6L reserve
Front: 15kg Rear: 30kg
225kg
190kg ES: 193kg
Red

FOURTRAX (4WD MODELS)**Fourtrax 420**

TRX420FM1, TRX420FE1 (ES)

Fourtrax 420 PS

TRX420FM2

Fourtrax 420 DCT PS

TRX420FA2

Fourtrax 420 DCT IRS PS

TRX420FA6

Utility work ATV

420cc			
Liquid cooled, wet-sump, longitudinally mounted OHV 4-stroke single cylinder			
86.5mm x 71.5mm			
PGM-FI, 34mm throttle-body fuel-injection system			
Full-transistorized ignition			
Electric with auxiliary recoil			
Five forward gears plus reverse			
Auto clutch with manual, or electric shift (FE models only)	Automatic Dual Clutch Transmission (DCT) with auto-shifting or electric shift		
4wd Direct drive-shafts with TraxLok® switchable 2wd/4wd and locking front differential			
–	Power Steering		
Independent double wishbone			
Swingarm with single shock	Dual A-Arm (IRS)		
Front and Rear suspension	Front and Rear suspension		
Front: 170mm (6.69") Rear: 170mm (6.69")	Front: 185mm (7.3") Rear: 216mm (8.5")		
190mm dual hydraulic discs	190mm dual hydraulic discs		
160mm sealed mechanical drum	170mm single hydraulic disc		
Front: 24 x 8-12 Rear: 24 x 10-11			
L: 2103mm W: 1205mm H: 1174mm	L: 2149mm W: 1205mm H: 1189mm		
1268mm	1293mm		
856mm	887mm		
183mm	234mm		
2800mm	3505mm		
14.7L, incl. 4.9L reserve			
Front: 30kg Rear: 60kg	Front: 30kg Rear: 60kg		
385kg	385kg		
265kg ES: 266kg	271kg	277kg	311kg
Red and Green (TRX420FM1 only). Optional green panel kits available			

MODEL CODES EXPLAINED

- T.** 2wd
- F.** 2/4wd
- M.** Manual Transmission
- E.** Electric Shift Transmission
- A.** Automatic Transmission

- 1.** Swingarm rear suspension
- 2.** Swingarm rear suspension plus Power Steering
- 6.** Independent Rear Suspension plus Power Steering

- PS.** Power Steering
- DCT.** Dual Clutch Transmission
- IRS.** Independent Rear Suspension

See next page for more specifications



CE certification for European utility ATVs All Honda utility ATVs destined for European markets are CE certified to specific European legislative requirements and to the needs of our customers. The Honda CE mark is clearly shown printed on the Model Year label, affixed to the front vertical frame tube. **Only ATVs with frame numbers with CE marking integral to the Model Year label**, are covered in the UK under the Honda Manufacturer's 2 Year Warranty. Separate CE stickers anywhere else on the frame tubes, other than printed integral to the Model Year label are unlikely to be genuine, thus should be considered non-CE and a cause for concern. If you have any doubt please have the frame number checked against the Honda UK database to check its origin and compliance to European Legislation. **Only a Honda Authorised Dealer can verify the 2 year CE manufacturer's Warranty.**

FOREMAN MODELS (4WD)

	Foreman 500 PS	Foreman 500 IRS PS	Foreman 500 DCT IRS PS
	TRX500FM2, TRX500FE2 (ES)	TRX500FM6	TRX500FA6
Heavy duty ATV		Heavy duty ATV	
Engine Size	475cc		
Engine Type	Liquid cooled, wet-sump, longitudinally mounted OHV 4-stroke single cylinder		
Bore x Stroke	92.0mm x 71.5mm		
Fuel System	36mm throttle-body fuel-injection system		
Ignition	CDI		
Starter	Electric with auxiliary recoil		
Gears	Five forward gears plus reverse		
Transmission	Auto clutch with manual or electric shift (TRX500FE2 (ES) model only)	Automatic Dual Clutch Transmission (DCT) with auto-shifting or electric shift	
Drive	4wd Direct drive-shafts with TraxLok® switchable 2wd/4wd and locking front differential		
Power Steering	Power Steering	Power Steering	
Front Suspension	Independent double wishbone		
Rear Suspension	Swingarm with single shock	Dual A-Arm (IRS)	
Adjustable Pre-load	Front and Rear suspension		
Suspension Travel	Front: 185mm (7.28") Rear: 185mm (7.28")	Front: 185mm (7.3") Rear: 216mm (8.5")	
Front Brakes	190mm dual hydraulic discs	190mm dual hydraulic discs	
Rear Brake	160mm sealed mechanical drum	170mm single hydraulic disc	
Tyres	Front: 25 x 8-12 Rear: 25 x 10-12		
Dimensions	L: 2103mm W: 1205mm H: 1219mm	L: 2147mm W: 1205mm H: 1235mm	
Wheelbase	1286mm	1293mm	
Seat Height	869mm	910mm	
Ground Clearance	190mm	239mm	
Min. Turning Radius	3200mm	3505mm	
Fuel Capacity	14.7L, incl. 4.9L reserve		
Rack capacity	Front: 40kg Rear: 80kg	Front: 45kg Rear: 85kg	
Towing capacity	385kg	600kg	
Dry weight	282kg ES: 275kg	308kg	327kg
Colours	Red and Green (TRX500FM2 only). Optional green panel kits available		Red. Optional green panel kits available

RINCON MODEL (4WD)

	Rincon AT
	TRX680FA
Heavy duty ATV	
Engine Size	675cc
Engine Type	Liquid cooled, semi-dry-sump, longitudinally mounted OHV 4-stroke single cylinder
Bore x Stroke	102.0mm x 82.6mm
Fuel System	PGM-FI, 40mm throttle-body fuel-injection system with IACV idle control
Ignition	Full-transistorised type with electronic advance
Starter	Electric with auxiliary recoil
Gears	Three forward gears with reverse
Transmission	Fully automatic with hydraulic torque converter and electronic controls
Drive	4wd Direct drive-shafts, AP Suretrac™ torque sensing limited-slip diff with TraxLok® switchable 2wd/4wd
Power Steering	–
Front Suspension	Independent double wishbone
Rear Suspension	Independent double wishbone (IRS)
Adjustable Pre-load	–
Suspension Travel	Front: 175mm (6.9") Rear: 203mm (8.0")
Front Brakes	180mm dual hydraulic discs with integral scraper
Rear Brake	170mm single hydraulic/mechanical disc
Tyres	Front: 25 x 8-12 radial Rear: 25 x 10-12 radial
Dimensions	L: 2113mm W: 1189mm H: 1207mm
Wheelbase	1289mm
Seat Height	875mm
Ground Clearance	234mm
Min. Turning Radius	3300mm
Fuel Capacity	16.3L, incl. 4.3L reserve
Rack capacity	Front: 30kg Rear: 40kg
Towing capacity	385kg
Dry weight	277kg
Colours	Red

UTV MODELS (4WD)

	Pioneer 700-2	Pioneer 700-4
	SXS700M2 (two seats)	SXS700M4 (four seats)
Heavy duty UTV Utility Vehicle		
Engine Size	675cc	
Engine Type	Liquid cooled, semi-dry sump, longitudinal mounted OHV 4-stroke single-cylinder	
Bore x Stroke	102.0mm x 82.6mm	
Fuel System	PGM-FI, 40mm throttle-body fuel-injection system with IACV idle control	
Ignition	Full-transistorised type with electronic advance	
Starter	Electric	
Gears	Three forward gears with reverse	
Transmission	Fully automatic with hydraulic torque converter and electrical controls	
Drive	4wd Direct drive-shafts with switchable 2wd/4wd and locking front differential	
Power Steering	–	
Front Suspension	Independent double-wishbone	
Rear Suspension	Independent double-wishbone (IRS)	
Adjustable Pre-load	–	
Suspension Travel	Front: 200mm (7.9") Rear: 230mm (9.1")	
Front Brakes	Dual 200mm hydraulic discs	
Rear Brake	170mm single hydraulic/mechanical disc	
Tyres	Front: 25 x 8-12 Rear: 25 x 10-12	
Dimensions	L: 2910mm W: 1525 mm H: 1970mm	L: 2910mm W: 1525mm H: 1985mm
Wheelbase	1950mm	
Seat Height	868mm	
Ground Clearance	270mm	
Min. Turning Radius	4511mm	
Fuel Capacity	30L	
Rack capacity	N/A	
Towing capacity	680kg	
Dry weight	574kg	639kg
Colours	Red	

GLOSSARY



Manual Transmission

Get full control when manoeuvring or riding over taxing terrain, with manual shift gear changes and an automatic clutch mechanism.



Electric Shift Program (ESP)

Change gears quickly and smoothly, with a simple push of a handlebar mounted button.



Adjustable Preload Suspension

Tailor the ride to suit the load, riding conditions and task at hand, greatly improving comfort and handling.



Independent Rear Suspension (IRS)

Gives increased comfort, greater ground clearance with longer travel shock absorption over tougher terrain, with an improved tow capacity.



2 Wheel Drive Model

Offers lighter steering, agile handling with increased manoeuvrability.



Traxlok® (switchable 2/4wd)

Quickly switch between the nimble manoeuvrability and light steering of 2wd, and the go-anywhere traction of 4wd, with a simple selector lever.



Hi/Lo Gear Range Selector

Delivers more low-down torque, giving plenty of pulling power for heavy loads.



Automatic Transmission

Delivering smooth and seamless automatic gear changes, for effortless acceleration over any terrain.



Dual Clutch Transmission (DCT)

Our DCT models provide smooth shifts and excellent control by utilising two clutches. When riding, the next gear change is preselected by the second clutch, and ready to go when needed.



Power Steering (PS)

Reduces steering effort and kickback through the handlebar for extended all-day riding comfort, and improved control. The re-mapped ECU also gives greater steering assist at low speed – ideal for lighter riders, or those who enjoy spending long hours in the saddle.



AP Suretrac™

Delivers torque-sensitive, limited-slip differential for optimum traction in slippery conditions.



Full Differential Lock

Lock the front differential with the push of a button, to drive full power to all wheels – a real benefit in loose or rocky terrain or muddy conditions.



USEFUL TECHNOLOGY

“ We only have one future and it will be made of our dreams, if we have the courage to challenge convention ” _SOICHIRO HONDA

Since 1948, when the Honda Motor Corporation was formed, we have lived by this philosophy. Always challenging the status quo, always asking questions, always learning. Today, Honda is the world's largest engine manufacturer, producing innovative and reliable products for almost every application – from lawnmowers to corporate jets. With every product designed to make life more joyful for you and with less impact to the planet. Where will our dreams take us next?

More Honda power equipment

We've harnessed our engineering expertise and design innovation, to create a wide range of class-leading, 4-stroke power equipment products which make your life and livelihood easier, safer and more enjoyable, including:

- Lawnmowers & Lawn Tractors
- Water Pumps & Generators
- Hedge Trimmers & Tillers

Find out more, visit or call:
www.honda.co.uk
0845 200 8000





Terms & Conditions: This publicity material applies to the UK only. These specification details do not apply to any particular product which is supplied or offered for sale. The manufacturer reserve the right to vary their specification, including colours, with or without notice at such times in such manner as they think fit. Major as well as minor changes may be involved. Every effort, however, is made to ensure the accuracy of the particulars contained in this brochure. Consult the Dealer with whom your order is placed for details of the specification of any particular product. This publication shall not constitute in any circumstances whatsoever an offer by the Company to any person. All sales are made by the Distributor or Dealer concerned subject to and with the benefit of the standard Conditions of Sale and Warranty given by the Distributor or Dealer, copies of which may be obtained from him on request.

Honda (UK) Power Products is a division of Honda Motor Europe Ltd.

Honda (UK) - Power Products

Cain Road, Bracknell, RG12 1HL
 Honda Contact Centre **0345 200 8000***
www.honda.co.uk



Please don't bin me. Pass me on to a friend or recycle me.
 The paper used in this brochure is manufactured using Elemental Chlorine Free pulp, from renewable and fully sustainable timber.

*Charged at local rates from landlines.

