



**BRIAN JAMES TRAILERS**

» Connected to you

**COMMERCIAL TRAILERS  
PRICE LIST  
JANUARY 2021**

UNITED KINGDOM



# CONTENTS

- 04 CONNECT COMPACT
- 06 CONNECT
- 08 TIPPER 2
- 10 GENERAL PLANT
- 12 DIGGER PLANT 2
- 14 ECO PLANT
- 16 UNIVERSAL OPTIONS



All Brian James Trailers are fully approved to EEC Dir 2007/46.

**BRIAN JAMES TRAILERS** in association with







GlenFarrow  
Biomass Log Dryer  
Tel: 01753 81137

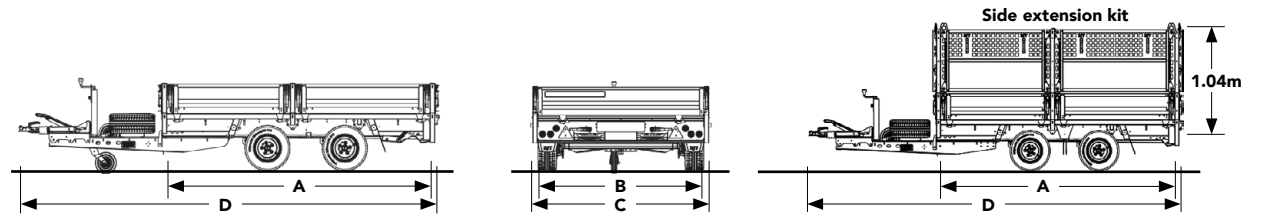
TCB

TIPPER 2



# CONNECT COMPACT

## CONNECT COMPACT STANDARD EQUIPMENT



PRODUCT CODE	470-1221	470-1222	470-2221	470-2222	470-3221	470-3222
<b>CAPACITY</b>						
Gross kg	2,600	2,700	2,600	2,700	2,600	2,700
Load kg	2,093	2,188	2,065	2,158	2,015	2,108
Unladen trailer weight kg	507	512	535	542	585	592
<b>DIMENSIONS</b>						
Load bed length m A	2.80	2.80	3.30	3.30	3.80	3.80
Internal bed width m B	1.80	1.80	1.80	1.80	1.80	1.80
Overall trailer width m C	1.90	1.90	1.90	1.90	1.90	1.90
Overall trailer length m D	4.26	4.26	4.76	4.76	5.30	5.30
Bed load height m	0.68	0.55	0.68	0.55	0.68	0.55
Towball height (loaded, centre of towball) m	0.42	0.40	0.42	0.40	0.42	0.40
<b>RUNNING GEAR</b>						
Axles	2	2	2	2	2	2
Wheel / tyre size	13" (165R13)	10" (195/55)	13" (165R13)	10" (195/55)	13" (165R13)	10" (195/55)
Auto retract jockey wheel	●	●	●	●	●	●
Spare wheel	●	●	●	●	●	●
<b>SECURITY</b>						
Coupling head with integral high security lock	●	●	●	●	●	●
<b>DELIVERY</b>						
Delivery to a UK dealer	●	●	●	●	●	●
<b>PRICE</b>						
£ ex vat	2,349	2,369	2,409	2,439	2,449	2,469

# CONNECT COMPACT

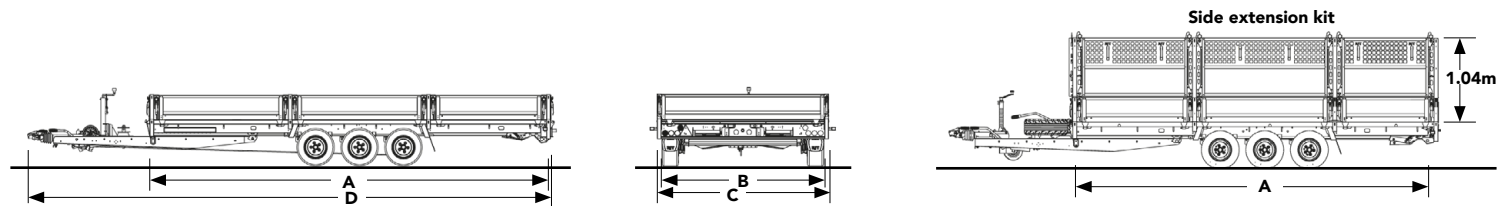
## OPTIONAL EQUIPMENT

	LOAD BED LENGTH		
	2.80	3.30	3.80
<b>WINCHES</b>	£ ex vat		
Manually operated winch with steel cable and centre pulley guide	320	320	320
Electric winch kit, 4500lb drag capacity, 12V with steel wire cable, roller fairlead and remote control - without power pack	640	640	640
Power pack, portable HD 12V for electric winch - supplied with quick coupling Anderson connectors	260	260	260
<b>LOADING OPTIONS</b>			
Loading ramps (pair) 1.80m length, high grip surface, galvanised steel	300	300	300
Loading ramps (pair) 2.35m length, high grip surface, galvanised steel	360	360	360
Full width, high tail ramp with spring assistance - part steel mesh and aluminium surface	580	580	580
Support stands, rear kick down operation	120	120	120
<b>DECKING</b>			
Aluminium deck overlay, 3-bar fine checker - protects the surface beneath from high impact loads	310	350	390
<b>SIDE OPTIONS</b>			
Full width headboard, removable	150	150	150
Connect drop side system BASE KIT – removable headboard and drop sides	420	440	470
Connect drop side system PLUS KIT – adds a tailboard (to accompany drop side BASE kit, unless high tail ramp is fitted)	90	90	90
Connect extended side kit, 0.74m BASE KIT – front and sides	640	660	680
Connect extended side kit, 0.74m PLUS KIT – adds a rear panel (to accompany extended side BASE kit, unless high tail ramp is fitted)	90	90	90
Ladder rack - suitable for trailers with side extensions fitted (fits front, rear or centre)	100	100	100
Ladder rack - suitable for trailers without side extensions fitted (fits front, rear or centre)	160	160	160
<b>LIGHTING</b>			
Upgrade standard 12V filament bulb lamps to LED lamps (style remains the same)	170	170	170

See page 16 for details of additional security, safety and load restraint options which are available on all of our ranges.

# CONNECT

## CONNECT STANDARD EQUIPMENT



PRODUCT CODE	475-3442	475-4442	475-4452	475-5442	475-5443	475-5452	475-5453	475-5462	475-5463	475-6442	475-6443	475-6452	475-6453	475-6462	475-6463	475-7462	475-7463
<b>CAPACITY</b>																	
Gross kg	3,500	3,500	3,500	3,500	3,500	3,500	3,500	3,500	3,500	3,500	3,500	3,500	3,500	3,500	3,500	3,500	3,500
Load kg	2,771	2,725	2,689	2,700	2,665	2,687	2,638	2,676	2,610	2,668	2,623	2,636	2,602	2,605	2,575	2,555	2,525
Unladen trailer weight kg	729	775	811	800	835	813	862	824	890	832	877	864	898	895	925	945	1,005
<b>DIMENSIONS</b>																	
Load bed length m A	4.00	4.50	4.50	5.00	5.00	5.00	5.00	5.00	5.00	5.50	5.50	5.50	5.50	5.50	5.50	6.00	6.00
Internal bed width m B	2.02	2.02	2.02	2.02	2.17	2.02	2.17	2.02	2.17	2.02	2.17	2.02	2.17	2.02	2.17	2.02	2.17
Overall bed width m C	2.13	2.13	2.13	2.13	2.28	2.13	2.28	2.13	2.28	2.13	2.28	2.13	2.28	2.13	2.28	2.13	2.28
Overall trailer length m D	5.54	6.04	6.04	6.54	6.54	6.54	6.54	6.54	6.54	7.04	7.04	7.04	7.04	7.04	7.04	7.54	7.54
Bed load height m	0.60	0.60	0.55	0.60	0.60	0.55	0.55	0.60	0.60	0.60	0.60	0.55	0.55	0.60	0.60	0.60	0.60
Towball height (loaded) m	0.39	0.39	0.39	0.39	0.39	0.39	0.39	0.39	0.39	0.39	0.39	0.39	0.39	0.39	0.39	0.39	0.39
<b>RUNNING GEAR</b>																	
Axles	2	2	3	2	2	3	3	3	3	2	2	3	3	3	3	3	3
Wheel / tyre size	12" (195/60)	12" (195/60)	10" (195/55)	12" (195/60)	12" (195/60)	10" (195/55)	10" (195/55)	12" (195/60)	12" (195/60)	12" (195/60)	12" (195/60)	10" (195/55)	10" (195/55)	12" (195/60)	12" (195/60)	12" (195/60)	12" (195/60)
Spare wheel	●	●	●	●	●	●	●	●	●	●	●	●	●	●	●	●	●
<b>SECURITY</b>																	
Locking coupling head	●	●	●	●	●	●	●	●	●	●	●	●	●	●	●	●	●
<b>EXTERIOR</b>																	
Blue panel bodywork	●	●	●	●	●	●	●	●	●	●	●	●	●	●	●	●	●
<b>DELIVERY</b>																	
Delivery to a UK dealer	●	●	●	●	●	●	●	●	●	●	●	●	●	●	●	●	●
<b>PRICE</b>																	
£ ex vat	2,809	2,919	3,259	3,049	3,349	3,619	3,899	3,599	3,879	3,419	3,729	3,849	4,169	3,839	4,119	4,319	4,609

# CONNECT

## OPTIONAL EQUIPMENT

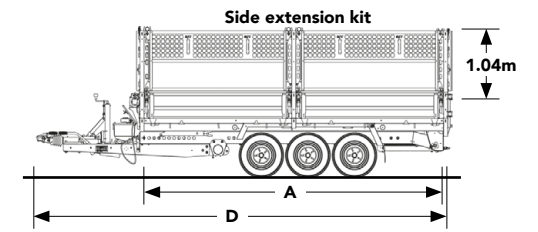
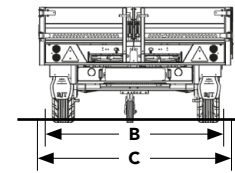
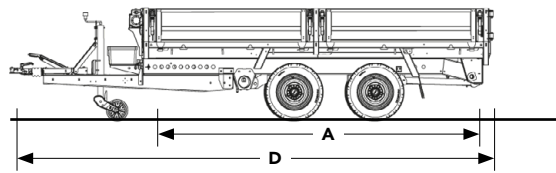
	LOAD BED LENGTH				
	4.00	4.50	5.00	5.50	6.00
<b>WINCHES</b>	£ ex vat				
Manually operated winch with steel cable, auto braked operation with free spool and centre pulley guide	320	320	320	320	320
HD electric winch kit, 8000lb drag capacity, 12V, wander lead remote control, no power system (see below for details of power pack)	720	720	720	720	720
Power pack, portable HD 12V for electric winch - supplied with quick coupling Anderson connectors	260	260	260	260	260
<b>OPERATION</b>					
Hydraulic tiltbed operation	—	530	530	530	530
Eye coupling, 40mm diameter	80	80	80	80	80
Swivel jockey kit	190	190	190	190	190
<b>LOADING OPTIONS</b>					
Loading ramps (pair), 1.80m length, high grip surface, galvanised steel	300	300	300	300	300
Loading ramps (pair), 2.35m length, high grip surface, galvanised steel	360	360	360	360	360
Loading supports, kick down legs	120	120	120	120	120
Full width, high mesh tail ramp with spring assistors 2.1m wide	580	580	580	580	580
Full width, high mesh tail ramp with spring assistors 2.25m wide	—	—	620	620	620
Full width tail ramp, punched - high grip surface, features spring assistors (only compatible with optional hydraulic tilt-bed also selected)	—	340	340	340	340
Tail panel torsion bar kit - suits 2.1m and 2.25m width (allows full width loading with no rear corner posts)	210	210	210	210	210
Cross loader ramp kit - full width (2.1m), spring assisted operation, in-built safety hand rails, full width bed mounted aluminium lead-in ramp and swivel jockey wheel mounting kit	1,930	1,930	1,930	1,930	1,930
<b>DECKING</b>					
Aluminium deck overlay, 3-bar fine checker - protects the surface beneath from high impact loads	400	440	480	520	560
<b>LIGHTING</b>					
Upgrade standard 12V filament bulb lamps to LED lamps (style remains the same)	230	230	230	230	230
<b>SIDE OPTIONS</b>					
Full width headboard, removable	160	160	160	160	160
Connect drop side system BASE KIT- removable headboard and drop sides	490	520	570	600	640
Connect drop side system PLUS KIT – adds a tailboard (to be fitted in conjunction with drop side BASE kit if no tail panel is selected)	100	100	100	100	100
Connect extended side kit, 0.74m BASE KIT – front and sides	690	710	760	790	820
Connect extended side kit, 0.74m PLUS KIT – adds a rear panel (to be fitted in conjunction with side extension BASE kit if no high mesh tail panel is selected)	90	90	90	90	90
Ladder rack - suitable for trailers with side extensions fitted (fits front, rear or centre)	100	100	100	100	100
Ladder rack - suitable for trailers without side extensions fitted (fits front or rear)	160	160	160	160	160
Ladder rack - suitable for trailers without side extensions fitted (fits centre)	150	150	150	150	150
<b>STORAGE</b>					
Storage tray, below bed location, deck board lid	210	210	210	210	210
<b>LOAD RESTRAINT</b>					
Loading assist, full width wheel chock	230	230	230	230	230
<b>WHEEL OPTIONS</b>					
	TWIN AXLE		TRI-AXLE		
Alloy wheels – 10" (style B2 colour Silver) + safety locking wheel bolts and <b>alloy spare</b>	—		480		
Alloy wheels – 10" (style B2 colour Anthracite, diamond cut) + safety locking wheel bolts and <b>alloy spare</b>	—		870		
Alloy wheels – 12" (style B2 colour Silver) + safety locking wheel bolts and <b>alloy spare</b>	680		960		
Alloy wheels – 12" (style B2 colour Anthracite, diamond cut) + safety locking wheel bolts and <b>alloy spare</b>	960		1,360		

See page 16 for details of additional security, safety and load restraint options which are available on all of our ranges.

● Standard. — Not available.

# TIPPER 2

## TIPPER 2 STANDARD EQUIPMENT



PRODUCT CODE	525-1111	525-2111	525-2121	525-3221	525-3222	525-4322
<b>CAPACITY</b>						
Gross kg	2,700	2,700	3,500	3,500	3,500	3,500
Load kg	1,915	1,835	2,500	2,435	2,364	2,300
Unladen trailer weight kg*	785	865	1,000	1,065	1,136	1,200
<b>DIMENSIONS</b>						
Load bed length m A	2.70	3.10	3.10	3.60	3.60	4.00
Internal bed width m B	1.60	1.60	1.60	1.95	1.95	2.00
Overall trailer width m C	1.71	1.71	1.71	2.06	2.06	2.10
Overall trailer length m D	4.12	4.52	4.52	5.02	5.02	5.42
Bed load height m	**0.71	**0.71	0.732	0.732	0.685	0.685
Towball height (loaded, centre of towball) m	**0.44	**0.44	0.368	0.368	0.415	0.415
<b>RUNNING GEAR</b>						
Axles	2	2	2	2	3	3
Wheel / tyre size	13" (165 C)	13" (165 C)	12" (195/60)	12" (195/60)	12" (195/60)	12" (195/60)
Spare wheel	●	●	●	●	●	●
<b>HYDRAULICS</b>						
Hydraulic rams	1	1	1	1	1	2
12V electric hydraulic pump	●	●	●	●	●	●
<b>BED BASE</b>						
Steel lined bed with ply wood base, bonded and located by a fastener free HD extrusion	●	●	●	●	●	●
<b>LOADING</b>						
Tie-down anchor points - sealed (internal)	8 points	8 points	8 points	8 points	8 points	8 points
<b>SECURITY</b>						
Cast steel coupling head with integral high security lock	●	●	●	●	●	●
<b>DROP SIDES</b>						
Steel drop sides 0.30m	●	●	●	●	●	●
<b>REAR DOOR</b>						
Full width rear tailgate, top and bottom hinged	●	●	●	●	●	●
<b>DELIVERY</b>						
Delivery to a UK dealer	●	●	●	●	●	●
<b>PRICE</b>						
<b>£ ex vat</b>	<b>3,239</b>	<b>3,689</b>	<b>4,129</b>	<b>4,679</b>	<b>4,979</b>	<b>6,209</b>

\*Unladen weight includes dropsides and rear doors or tailgate.

\*\*Bed and towball height is reduced by 25mm with 12" wheel option upgrade (see next page).



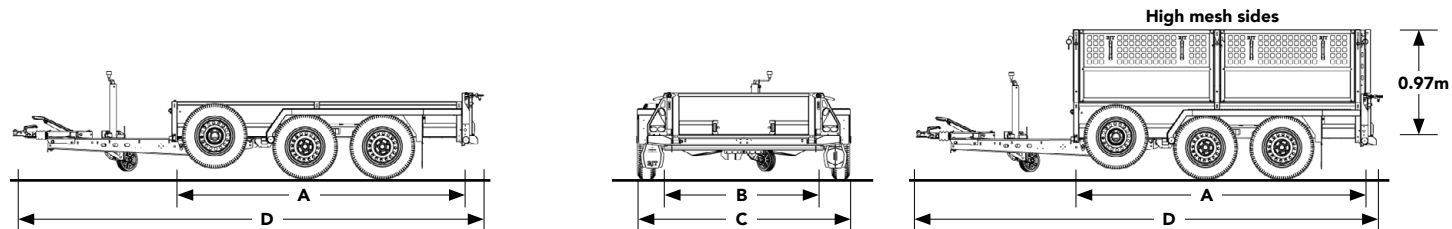
# TIPPER 2

## OPTIONAL EQUIPMENT

	LOAD BED LENGTH			
	2.70	3.10	3.60	4.00
<b>WHEELS</b>	£ ex vat			
Upgrade from 165R13 C tyre to 195/60R12 HD tyre (applies to 2,700kg gross capacity models only)	150	150	—	—
<b>WINCHES</b>				
Electric winch kit, 4500 lb drag capacity, 12V, wander lead remote control, no power system (see below for details of power pack)	520	520	520	520
Power pack, portable HD 12V for electric winch - supplied with quick coupling Anderson connectors	260	260	260	260
<b>REAR DOOR</b>				
Rear doors, side hinged - 270 degree opening (upgrade from standard tailgate)	100	100	100	100
<b>LOADING</b>				
Loading ramps (pair), 1.80m length, high grip surface, galvanised steel	300	300	300	300
Loading ramps (pair), 2.35m length, high grip surface, galvanised steel	360	360	360	360
Rear kick down support legs	120	120	120	120
<b>LIGHTING</b>				
Upgrade standard 12V filament bulb lamps to LED lamps (style remains the same)	230	230	230	230
<b>SIDES</b>				
Side extensions 0.74m additional height sides	690	710	730	750
Side extensions HEAVY DUTY 0.74m additional height sides	920	950	980	1,010
Ladder rack featuring a cross bar and removable posts - suitable for trailers without side extensions fitted	150	150	150	150
Ladder rack featuring a cross bar - suitable for trailers with side extensions fitted	90	90	90	90

See page 16 for details of additional security, safety and load restraint options which are available on all of our ranges.

## GENERAL PLANT STANDARD EQUIPMENT



PRODUCT CODE	550-1132	550-2232	550-2342	550-3242	550-3342	550-4342
<b>CAPACITY</b>						
Gross kg	2,700	2,700	3,500	3,500	3,500	3,500
Load kg	2,200	2,140	2,880	2,830	2,770	2,735
Unladen trailer weight kg	500	560	620	670	730	800
<b>DIMENSIONS</b>						
Load bed length m A	2.60	3.10	3.10	3.60	3.60	3.95
Internal bed width m B	1.30	1.60	1.85	1.60	1.85	1.85
Overall trailer width m C	1.92	2.22	2.47	2.22	2.48	2.48
Overall trailer length m D	4.25	4.71	4.75	5.25	5.25	5.60
Bed load height m	0.45	0.45	0.43	0.43	0.43	0.43
Towball height (loaded) m	0.39	0.39	0.44	0.44	0.44	0.44
<b>RUNNING GEAR</b>						
Axles	2	2	2	2	2	2
Wheel / tyre size	13" (165/80)	13" (165/80)	12" (185/60)	12" (185/60)	12" (185/60)	12" (185/60)
Spare wheel	●	●	●	●	●	●
Auto retract jockey wheel	●	●	●	●	●	●
<b>REAR DOOR</b>						
Full width rear tailgate, bottom hinged	●	●	●	●	●	●
<b>LOADING AND SECURITY</b>						
Coupling head with integral high security lock	●	●	●	●	●	●
Tie-down anchor points (internal)	●	●	●	●	●	●
<b>EXTERIOR</b>						
Yellow panel bodywork	●	●	●	●	●	●
<b>DELIVERY</b>						
Delivery to a UK dealer	●	●	●	●	●	●
<b>PRICE</b>						
£ ex vat	2,349	2,729	3,219	3,259	3,429	3,639



# GENERAL PLANT

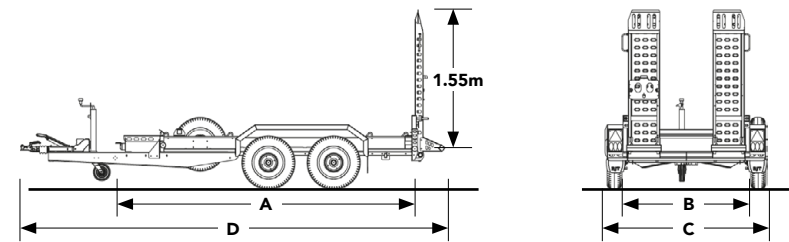
## OPTIONAL EQUIPMENT

	LOAD BED LENGTH			
	2.60	3.10	3.60	3.95
<b>WINCHES</b>	£ ex vat			
Manually operated winch with steel cable, auto braked operation with free spool and centre pulley guide	320	320	320	320
Electric winch kit, 4500 lb drag capacity, 12V, wander lead remote control, no power system (see below for details of power pack)	500	500	500	500
Power pack, portable HD 12V for electric winch - supplied with quick coupling Anderson connectors	260	260	260	260
<b>OPERATION</b>				
Hydraulic tiltbed operation (3.10m bed length and above only)	—	530	530	530
Eye coupling, 40mm diameter	70	70	70	70
Digger bucket rest	90	90	90	90
<b>DECKING</b>				
Aluminium deck overlay 1.30m bed width, 3-bar fine checker - protects the surface beneath from high impact loads	300	340	380	420
Super-Grip panels x2	200	220	240	260
Super-Grip panels x3	300	320	340	360
<b>REAR LOADING</b>				
Loading ramps, fully adjustable width settings, HD hinge with nylon bush and features a HD clamp mechanism	150	150	150	150
Full width, high tail ramp with spring assistance - part steel mesh and aluminium surface	250	250	250	250
<b>LOAD RESTRAINT</b>				
Machine stop bar - always load your machine right up to the same location. A safe and convenient part of the chassis to tie-against.	90	90	90	90
<b>SIDE OPTIONS</b>				
Side extensions BASE KIT- front and side removable panels are clipped into removable posts (increase side height by 0.66m)	580	600	620	640
Side extensions - rear PLUS KIT - removable panel for rear of trailer (not for use with loading ramps)	100	100	100	100
Ladder rack featuring a cross bar and removable posts - suitable for trailers without side extensions fitted	150	150	150	150
Ladder rack featuring a cross bar - suitable for trailers with side extensions fitted	90	90	90	90
<b>LIGHTING</b>				
Upgrade standard 12V filament bulb lamps to LED lamps	180	180	180	180
<b>STORAGE</b>				
Side storage lockers (3.60m bed length and above only)	—	—	190	190

See page 16 for details of additional security, safety and load restraint options which are available on all of our ranges.

# DIGGER PLANT 2

## DIGGER PLANT 2 STANDARD EQUIPMENT



PRODUCT CODE	543-0110	543-1320	543-2320
<b>CAPACITY</b>			
Gross kg	2,700	3,500	3,500
Load kg	2,195	2,818	2,788
Unladen trailer weight kg	505	682	712
<b>DIMENSIONS</b>			
Load bed length m <b>A</b>	2.80	3.20	3.70
Internal bed width m <b>B</b>	1.30	1.70	1.70
Overall trailer width m <b>C</b>	1.79	2.32	2.32
Overall trailer length m <b>D</b>	4.65	5.12	5.62
Bed load height m	0.38	0.39	0.39
Towball height (loaded, centre of towball) m	0.40	0.40	0.40
Working load angle	13°	14°	14°
<b>RUNNING GEAR</b>			
Axles	2	2	2
Wheel / tyre size	13" (165 6pr)	12" (195/60)	12" (195/60)
Sealed wheel bearings	●	●	●
Spare wheel + tyre mounted on side location bracket	●	●	●
<b>LOADING AND SECURITY</b>			
Cast steel coupling head with integral high security lock	●	●	●
Loading ramps, fully adjustable width settings, HD hinge with nylon bush and features a HD clamp mechanism	●	●	●
Digger bucket rest	●	●	●
Tie-down anchor points (internal)	Multiple in platform		
<b>DELIVERY</b>			
Delivery to a UK dealer	●	●	●
<b>PRICE</b>			
<b>£ ex vat</b>	<b>2,359</b>	<b>3,059</b>	<b>3,269</b>



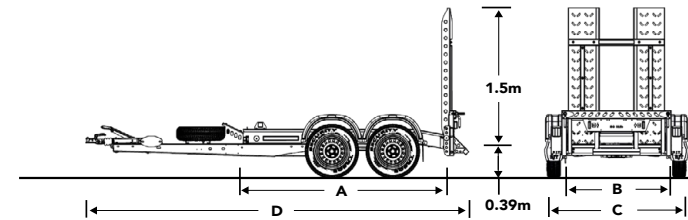
# DIGGER PLANT 2

## OPTIONAL EQUIPMENT

	£ ex vat
<b>OPERATION</b>	
Eye coupling, 40mm diameter	70
<b>REAR LOADING</b>	
Loading ramp, one piece with spring lift assistance, steel mesh infill panel and twin 'knife edge' panels	120
<b>LIGHTING</b>	
Upgrade standard 12V filament bulb lamps to LED lamps	180
LED lighting system electronic control gear	160
<b>LOAD RESTRAINT</b>	
Bucket locker, secure loose buckets on deck with absolute confidence	360
Machine stop bar - always load your machine right up to the same location. A safe and convenient part of the chassis to tie-against.	90
TracStrap system - 10,000 DaN heavy duty straps x2 fit over tracks to secure machinery - very secure and fast operation (TÜV Nord test report 8114838799) Approved (DIN EN 12642)	440
Digger arm lock, fastens digger arm to trailer for ultimate towing security	300
<b>SAFETY</b>	
Chapter 8 chevrons, fitted on rear face of vertical loading ramps - site regulation compliant	150
Wheel nut indicators + safety system (4 wheel kit)	60

See page 16 for details of additional security, safety and load restraint options which are available on all of our ranges.

## ECO PLANT STANDARD EQUIPMENT



PRODUCT CODE	515-1122	515-2222
<b>CAPACITY</b>		
Gross kg	2,600	2,600
Load kg	2,183	2,139
Unladen trailer weight kg	417	461
<b>DIMENSIONS</b>		
Load bed length m <b>A</b>	2.30	2.50
Internal bed width m <b>B</b>	1.10	1.50
Overall trailer width m <b>C</b>	1.58	1.98
Overall trailer length m <b>D</b>	4.28	4.48
Bed load height m	0.39	0.39
Towball height (loaded, centre of towball) m	0.40	0.40
<b>RUNNING GEAR</b>		
Axles	2	2
Wheel / tyre size	13" (165 6pr)	13" (165 6pr)
Sealed wheel bearings	●	●
Spare wheel	●	●
Jockey wheel, heavy duty serrated, side clamped	●	●
<b>TRAILER LIGHTING</b>		
12V LED trailer lighting - front marker lamps, stop, tail, indicators and registration plate (fog and reverse lamps are roundpoint style 12V filament bulb)	●	●
<b>LOADING AND SECURITY</b>		
Coupling head with integral high security lock	●	●
Tail panel with rear support	●	●
<b>DELIVERY</b>		
Delivery to a UK dealer	●	●
<b>PRICE</b>		
<b>£ ex vat</b>	<b>1,949</b>	<b>2,049</b>



# ECO PLANT

## OPTIONAL EQUIPMENT

WINCHES	£ ex vat
Manually operated winch with steel cable and centre pulley guide	290
OPERATION	
Digger bucket rest	90
Eye coupling, 40mm diameter	70
DECKING	
'Super Grip' pads x4 (fit on runways to improve grip when loading)	160
LOAD RESTRAINT	
Machine stop bar	90

See page 16 for details of additional security, safety and load restraint options which are available on all of our ranges.

# UNIVERSAL OPTIONS

LOAD RESTRAINT	£ ex vat
Tie-down straps - orange, set of 4 x wheel 'sling' straps, 4000 DaN/Kg	150
SAFETY	
Wheel safety kit - includes torque wrench, 19mm socket and digital tyre pressure gauge	80
Tyre pressure monitoring system – TPMS by TyrePal in-car monitoring with external sensors (*pricing shown for 1 axle/2 axle/3 axle)	150/210/270*
SECURITY	
Datatag kit, provides an asset database registered transponder	110
Lockfast Bar Kit, 2 point fixing (not suitable for alloy wheels)	210
Lockfast Bar Kit, 3 point fixing (not suitable for alloy wheels)	250





BRIAN JAMES TRAILERS ARE A TRUE REFLECTION OF THE WAY YOU WORK. NOTHING IS LEFT TO CHANCE, EVERYTHING IS CONSIDERED.



# BRIAN JAMES TRAILERS

»» Connected to you



## NOTES

All images used are for illustrative purposes only and may show non-standard equipment and finishes. All products are subject to change without prior notice due to our continuous development programme.

© BRIAN JAMES TRAILERS LIMITED

Edition 2021Q1-CMUK-PL01

**Brian James Trailers Limited.**  
Sopwith Way, Drayton Fields Industrial Estate  
Daventry, Northampton, NN11 8PB

**T + 44 (0)1327 308 833**

For more information please call or visit our website

**[www.brianjamestrailers.co.uk](http://www.brianjamestrailers.co.uk)**

