

EVO 165D

EXPERIENCE THE EVOLUTION


GreenMech



EVO 165E

GreenMech
EVO SERIES

GreenMech
EVO SERIES

EVO 165E

WE LISTENED, WE WORKED & WE MADE IT AWESOME

The **EVO** 165 represents everything that's evolutionary in a chipper. We've listened to the industry and used all our design and manufacturing experience to develop the machine that will deliver exactly what you've been looking for.

- ▶ **MORE** AGGRESSIVE TORQUE
- ▶ **MORE** AGGRESSIVE BITE
- ▶ **MORE** THROUGHPUT

FEATURES & BENEFITS

INFEED AREA:

▶ WIDE IN-FEED CHUTE

Reduces the time needed with the saw and helps prevent the inadvertent triggering of the safety bar when feeding in wide branches.

▶ LETTER BOX SHAPED IN-FEED THROAT

Offers the advantage of getting the forked material into the processor before bridging the sides of the throat.

▶ HORIZONTAL ROLLERS

Gather and grip the material whilst offering a smooth flow into the processor with reduced lateral movement.

▶ PIVOTALLY -MOUNTED TOP ROLLER


A pivotally-mounted top roller allows for free movement of timber, offered at different angles, without jamming.

▶ MANUAL ROLLER LIFT

The top roller pivot arm has been designed with a port that will accommodate a bar, allowing the roller to be manually lifted to gain clearance if required.

▶ FLOATING SAFETY BARS

Offers equalised pressure on all touch points of the safety bar and, with the new style bottom bar, helps reduce nuisance tripping.



CONTROLS:

▶ CONTROL BOX LOCATION

Located in a safe and convenient position on top of the in-feed chute, helping centralise the controls of the machine and offering good protection.

▶ RESET/ REVERSE BUTTONS

Conveniently placed on each side of the infeed chute.

▶ ELECTRONIC THROTTLE BUTTON

Conveniently placed with the reset and reverse controls, one press of the yellow button will either bring the engine to working speed or down to idle.

▶ FLOW REDUCTION VALVE (FRV)

Allows the operator to regulate the flow of material fed into the machine and to adjust the chip size if required.

▶ NO- STRESS SYSTEM

Self manages and retains a required material flow rate through the processor without blocking or stalling the machine.



CHIPPING:

▶ HEAVY FLYWHEEL

At 101kg, the new flywheel offers unparalleled processing power for a machine of its size.

▶ DISC BLADE TECHNOLOGY

The slicing action of the disc blade system gives the blades more tolerance to the occasional contaminates that find their way into the system and retains an expected life of over 900 hours per set.

▶ OVERSIZE GREASE-ABLE FLYWHEEL/ DISC BEARINGS

Offers prolonged use of machine without the worry of bearing failure.

▶ SHARPEN YOUR OWN DISCS

With GreenMech's easy-to use disc blade sharpener.



QUIET POWER:

► NOISE LEVEL


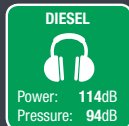
An additional fan provides extra air to the system and allows a lower standard operating speed of the engine, without any loss of efficiency. This reduces fuel consumption and creates a significantly quieter machine.

► 114 DB SOUND POWER/94DB SOUND PRESSURE

The hinged bonnet is lined with noise reduction foam using a new fixing system which, in combination with the disc blades, will offer one of the quietest wood chippers on the market.

► COMPLIANT DIESEL ENGINE

The Stage 5 compliant diesel engine provides useable power matched to operational needs while retaining fuel economy.



MAINTENANCE:

► BLADE MAINTENANCE

Improved access to the flywheel and the special locking system allows for safe and easy maintenance.

► CENTRALISED GREASE POINTS

Offers the convenience of having all of the major grease points in one position, for regular servicing.

► EASE OF SHEAR BAR ACCESS

We have designed the Evo 165 to offer good access to both the vertical and horizontal shear bars.

► ONE PIECE STEEL BONNET


The all steel, one piece, hinged, lockable bonnet allows for strength and durability and offers great access.

► GRAB HANDLES

Positioned so that the machine can easily be manoeuvred by hand.

► UNDERSLUNG PLASTIC TANKS

Offers an "at a glance" view on fuel and hydraulic oil levels.



TOWNG:

► ADJUSTABLE DRAWBAR

Helps marry up the vehicle to the chipper while retaining the minimum 600mm infeed table height.

► FOLDING DISCHARGE CHUTE

Ideal when storage and access heights are restrictive.

► LED LIGHTS

Compatible with both 12 and 24 volt systems, the LED lights system will offer a bright lighting that will withstand the normal humps and bumps of our trade.

► REMOVABLE LIGHTING CABLE

Takes away the need to wrap excess cable around the jockey wheel, therefore removing the risk of the cable rubbing on the ground.

► FOLDING INFEED CHUTE

Allows for good visibility of the lighting board in transit and retains a short overall length for storage.



SPECIFICATIONS

EVO 165 D

CAPACITY	165mm
ENGINE MAKE	Kubota
ENGINE OUTPUT	25hp
FUEL	Diesel
CHIPPING FLYWHEEL	Disc type
FLYWHEEL SPEED	1380 rpm
BLADES	4
HYDRAULIC FEED ROLLERS	Twin horizontal
POWER CONTROL	No Stress
FUEL CAPACITY (ENGINE)	33 litres diesel
TYRE SIZE (TOWED)	165/80/R13
SPARE WHEEL	Standard
TONNES PER HOUR	4.25
INFEEED CHUTE APERTURE	700mm x 1110mm
INFEEED THROAT SIZE	165mm x 220mm
DISCHARGE CHUTE	280 degrees rotation
HYDRAULIC OIL CAPACITY	33 litres
HOUR METER	Standard
LENGTH (TRANSPORT)	3500mm max
WIDTH	1515mm max
HEIGHT	2600mm max
WEIGHT	1000 Kgs
SOUND POWER LWA	114dB(A)
SOUND PRESSURE LPA	94dB(A)

SUPPORT & FINANCE

3 YEAR
WARRANTY
AS STANDARD

WARRANTY:

GreenMech offers an industry-leading 3 year unlimited, "no quibble" Parts and Labour warranty.

NATIONWIDE
DEALER
NETWORK

NATIONWIDE DEALER NETWORK:

GreenMech supports its UK customers via an unrivalled network of dealers, providing local knowledge and expertise in both sales and aftersales areas.

GREENMECH
FINANCE

FINANCE:

GreenMech Finance can provide a package of finance options to UK customers to maximise their investment and optimise their cash flow.



The Mill Industrial Park, Kings Coughton, Alcester B49 5QG

01789 400 044 www.greenmech.co.uk

#EVO165

FOLLOW US

